

Model AT-C2.5
(D086/D087)
Parts Catalog

Parts change information sample

 **Add**

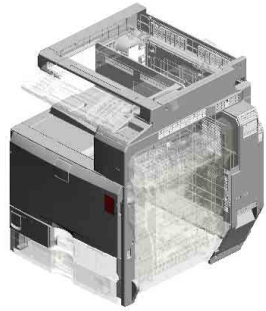
 **Update**

 **Delete**


Parts Catalog Style

Model	Product Code	PC Style
Digital Color Copier	D086/087	3DPC
ARDF DF3050	D541	Traditional
Paper Feed Unit PB3080	D387	3DPC
Paper Feed Unit PB3100	D537	Traditional
LCIT PB3110	D538	Traditional
LCIT RT3010	D539	Traditional
Envelope Feeder EF3000	D547	Traditional
1 Bin Tray BN3080	D536	3DPC
Internal Shift Tray SH3040	D388	3DPC
Bridge Unit BU3030	D386	Traditional
Booklet Finisher SR3000	B793	Traditional
Finisher SR3050	D372	Traditional
SR790	B408	Traditional
Side Tray Type C5501	D542	Traditional
CTL option		Traditional
Fax Option Type C5501	D545	Traditional

Unit All



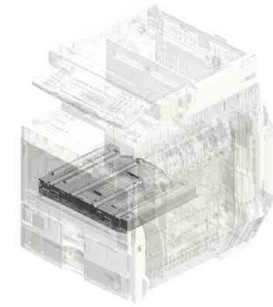
U001
Exterior




U002
Operation




U003
Scanner




U004
Laser Unit




U005
Paper Tray(1st)



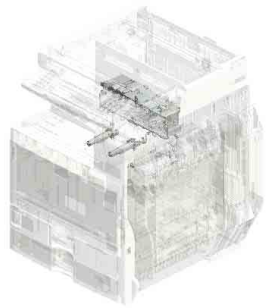
U006
Paper Tray(2nd)



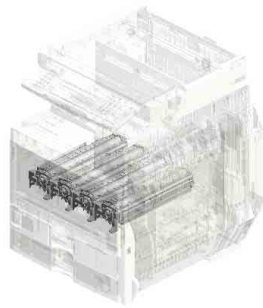
U007
Paper Feed



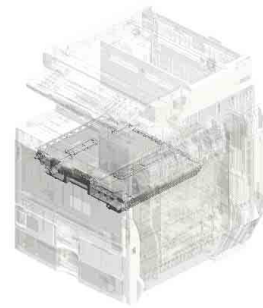
U008
Paper Registration




U009
Tonner Suppy



U010
PCDU

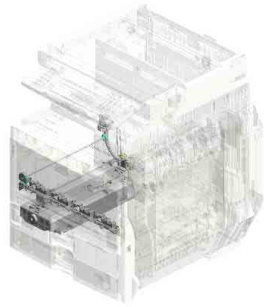


U011
ITB Unit




U012
ITB Cleaning

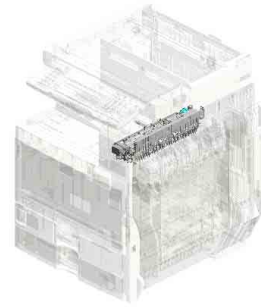
Unit All




U013
Used Toner



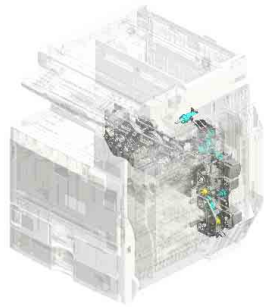
U014
Fusing



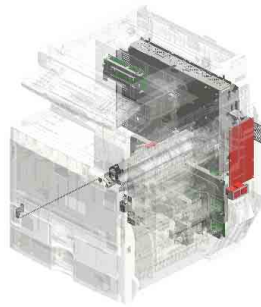
U015
Paper Exit




U016
Duplex




U017
Main Drive




U018
Electrical



U019
Controller

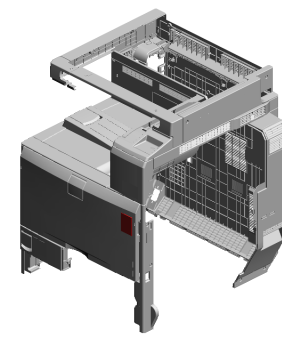


U020
Main Frame



U021
Accessories

U001 Exterior



- 1.03530050N (x4) SCREW-M3X5
- 10.B0241264 MAGNET CATCH
- 9.AG071012 (x2) MAGNET CATCH:A SS'Y
- 15.B2231249 STOPPER:MAGNET CATCH
- 4.04513008N (x34) TAPPING SCREW - M3X8

- 3.04503010N (x5) TAPPING SCREW - M3X10

- 16.B2231253 EMBLEM COVER

- 17.B2231255 COVER - MAIN SWITCH

- 13.B2231242 INNER COVER - LEFT

- 11.B1321573 (x2) (NA/AA):DECAL - POWER SOURCE:OFF

- 14.B2231244 INNER COVER - MIDDLE
- 5.04543008Q (x2) TAPPING SCREW: 3X8
- 6.AA000239 DECAL:COLOR:MF P
- 7.AA001477 DECAL:ENERGY-STAR
- 8.AA143823 (x6) TAPPING SCREW

- 2.03603006N (x2) SCREW - M3X6

- 28.B2371355 (TWN/EU/AA):DECAL - MAIN SWITCH EU OP:(Option)

- 20.B2231276 FILTER:RIGHT REAR

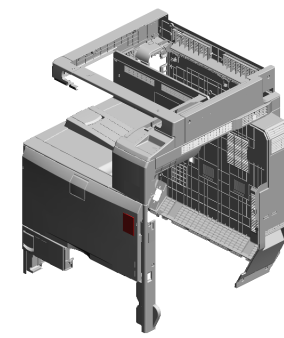
- 19.B2231274 COVER:RIGHT REAR:FAN

- 12.B2221291 (x3) [B] COVER:REAR 201908-01 O/O

- 12.B2221291 (x2) COVER:REAR

U001 Exterior

- 22.B2231293 (x2) CAP:COVER:REAR
- 24.B2234487 EXIT END FENCE
- 23.B2234486 EXIT TRAY
- 40.D0091260 UPPER COVER
- 31.B2371595 (x2) (NA/AA):DECAL - CAUTION ORIGINAL



36.B2383364
DECAL:COLORED
DISPLAY:BK:INNER
COVER




37.B2383365
DECAL:COLORED
DISPLAY:Y:INNER
COVER



28.B2371355
(x2)
(TWN/EU/AA):DECAL - MAIN SWITCH
EU OP:(Option)



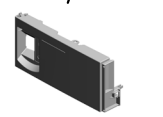
29.B2371372
(x4)
(NA/TWN/AA):DECAL - MAIN SWITCH
ON-STANDBY



30.B2371374
(CHN):DECAL:MAI
N SWITCH:ON-STA
NDBY



26.B2241257
COVER:FRONT:CO
LLECTION BOTTLE



39.B2383367
DECAL:COLORED
DISPLAY:M:INNER
COVER



21.B2231279
CLEANER:SHIELD
GLASS:ASSY



25.B2241251
COVER:FRONT



35.B2381368
(x4)
DECAL - CLEANIN
G



27.B2241263
COVER:INNER BA
CK:MIDDLE



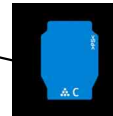
32.B2376981
(CHN):DECAL:CAU
TION:INKJET



33.B2376982
(TWN):DECAL:CAU
TION:INKJET



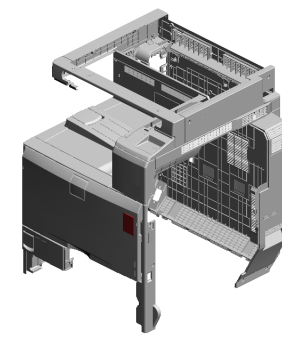
38.B2383366
DECAL:COLORED
DISPLAY:C:INNER
COVER



34.B2381362
DECAL - MISFEED
REMOVAL B1



U001 Exterior



- 45.D0231376 (x2) (TWN/EU):COVER:SCANNER:LEFT
- 51.D0241376 (x3) (NA/CHN/AA):COVER:SCANNER:LEFT
- 43.D0231262 (x2) (TWN/EU):COVER:INNER BACK:UPPER
- 49.D0241262 (x3) (NA/CHN/AA):COVER:INNER BACK:UPPER
- 44.D0231292 (x2) (TWN/EU):COVER:REAR:UPPER

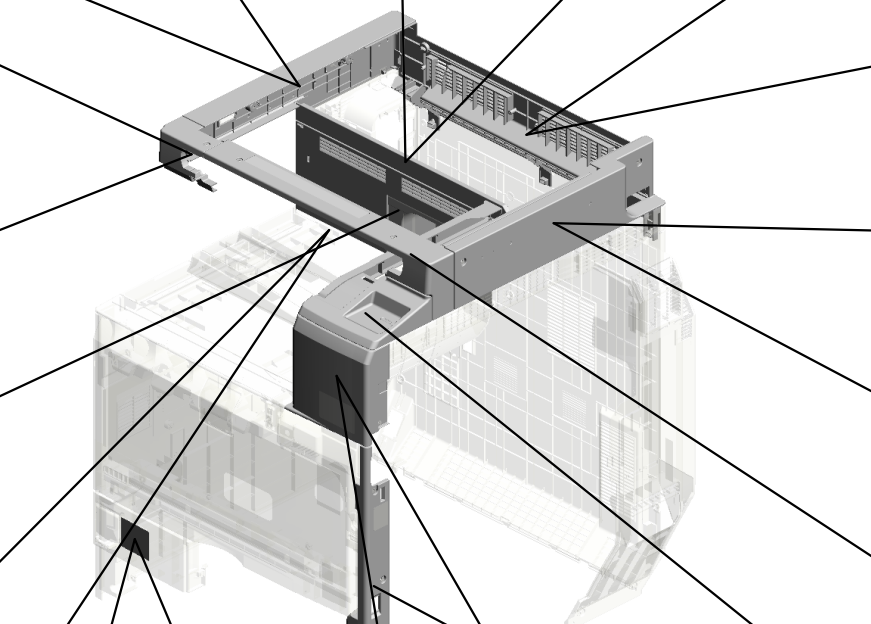
- 48.D0231593 (x2) (TWN/EU):COVER:SCANNER:FRONT:LEFT

- 54.D0241593 (x3) (NA/CHN/AA):COVER:SCANNER:FRONT:LEFT

- 55.D0251261 COVER:INNER BACK

- 47.D0231592 (x2) (TWN/EU):COVER:SCANNER:FRONT:UPPER

- 53.D0241592 (x3) (NA/CHN/AA):COVER:SCANNER:FRONT:UPPER



- 50.D0241292 (x3) (NA/CHN/AA):COVER:REAR:UPPER

- 46.D0231392 (x2) (TWN/EU):COVER:SCANNER:RIGHT

- 52.D0241392 (x3) (NA/CHN/AA):COVER:SCANNER:RIGHT

- 56.D0251266 COVER:PAPER EXIT SUB-UNIT:UPPER


- 57.D0251596 COVER:FRONT RIGHT:UPPER



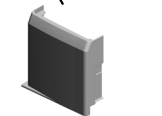
- 41.D0111281 (CHN):DECAL:POWER SOURCE:OFF



- 42.D0111282 (TWN):DECAL:POWER SOURCE:OFF



- 58.D0271213 (x3) (AA/CHN/EU/TWN/NA):COVER:FRONT RIGHT
201507-01 X/O

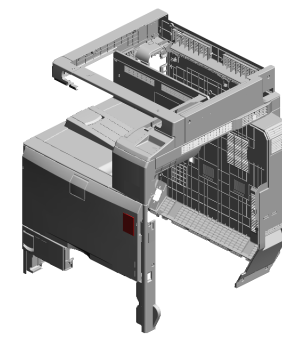


- 58.D0271213 (x2) (AA/CHN/EU/TWN/NA):COVER:FRONT RIGHT



- 59.D0271271 (x2) (TWN/EU):COVER:RIGHT:FRONT

U001
Exterior



- 69.D0861241 INNER COVER:UP PER:LEFT
- 80.D0871284 COVER:LEFT:MIDDLE:D086/D087
- 70.D0866800 (TWN):(C3001):SHEET:MODEL NAME PLATE:RIC:DOM
- 60.D0271282 (x2) (TWN/EU):COVER:LEFT:UPPER
- 62.D0281282 (x3) (NA/CHN/AA):COVER:LEFT:UPPER

75.D0866805
(EU):(C3001):SHEET:MODEL NAME PLATE:D086:NSA



76.D0866806
(EU):(C3001):SHEET:MODEL NAME PLATE:D086:REX



77.D0866807
(EU):(C3001):SHEET:MODEL NAME PLATE:D086:GES



78.D0866808
(EU):(C3001):SHEET:MODEL NAME PLATE:D086:INF



79.D0866809
(AA):(C3001):SHEET:MODEL NAME PLATE:D086:LAN



71.D0866801
(x4) (NA/CHN/EU/AA):(C3001):SHEET:MODEL NAME PLATE:D086:RIC:EXP



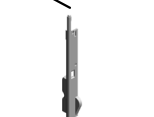
73.D0866803
(AA):(C3001):SHEET:MODEL NAME PLATE:D086:GES



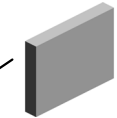
81.D0876801
(C3501):SHEET:MODEL NAME PLATE:RIC:EXP



65.D0291256
SHEET:MISFEED REMOVAL



61.D0281271
(x3) (NA/CHN/AA):COVER:RIGHT:FRONT



67.D0291278
(x2) OZONE FILTER:NO.2



72.D0866802
(NA):(C3001):SHEET:MODEL NAME PLATE:D086:SVN



74.D0866804
(NA):(C3001):SHEET:MODEL NAME PLATE:D086:LAN

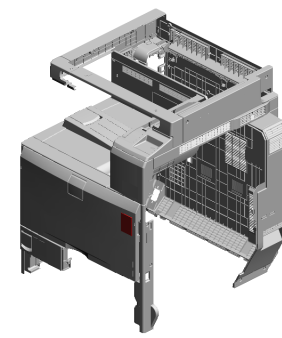


66.D0291272
COVER:RIGHT:REAR



64.D0291243
INNER COVER:UPPER:RIGHT

U001
Exterior



- 82.D0876802 (NA):(C3501):SHEET:MODEL NAME PLATE:SVN
- 83.D0876803 (AA):(C3501):SHEET:MODEL NAME PLATE:D087:GES
- 84.D0876804 (NA):(C3501):SHEET:MODEL NAME PLATE:LAN
- 85.D0876805 (EU):(C3501):SHEET:MODEL NAME PLATE:D087:NSA
- 86.D0876806 (EU):(C3501):SHEET:MODEL NAME PLATE:D087:REX



91.D0891281
COVER:LEFT



90.D0891273
COVER:RIGHT:UP
PER MIDDLE



93.D0891389
SEAL:COVER:LEFT
:MIDDLE



95.G1331295
OZONE FILTER



87.D0876807
(EU):(C3501):SHEET:MODEL NAME PLATE:D087:GES



89.D0876809
(AA):(C3501):SHEET:MODEL NAME PLATE:D087:LAN



97.GA003030
DECAL - SHIELDIN
G PLATE Y




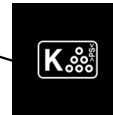
101.GA003167
(x2)
(NA/AA):DECAL:CA
UTION:INKJET



94.G0201332
(x2)
HINGE - FRONT C
OVER



100.GA003033
DECAL - SHIELDIN
G PLATE K




98.GA003031
DECAL - SHIELDIN
G PLATE M



96.G1336537
MAGNET CATCH



88.D0876808
(EU):(C3501):SHEET:MODEL NAME PLATE:D087:INF



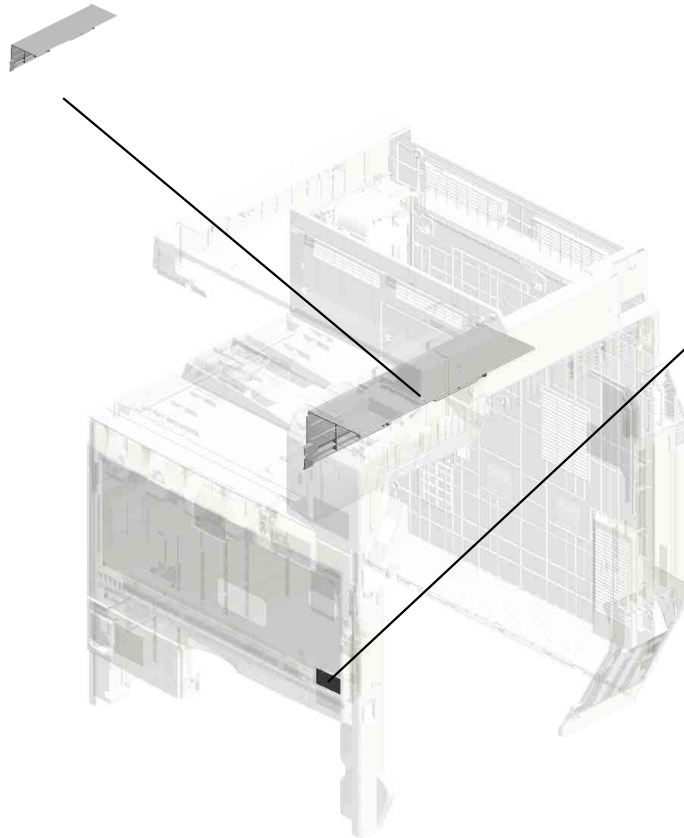
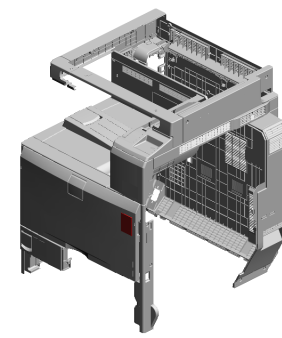
99.GA003032
DECAL - SHIELDIN
G PLATE C





92.D0891283
COVER:LEFT:INTE
RFACE

U001
Exterior

103.B2231259
COVER:PAPER EXI
T UNIT:UPPER



102.GA003176
DECAL:SDK

 D0291213 [A] (NA/CHN/AA):COV ER:FRONT RIGHT 201507-01 X/O	 D0301291 [B] (NA/CHN/AA):COV ER:REAR:DOM 201908-01 O/O
--	---

U002.Operation

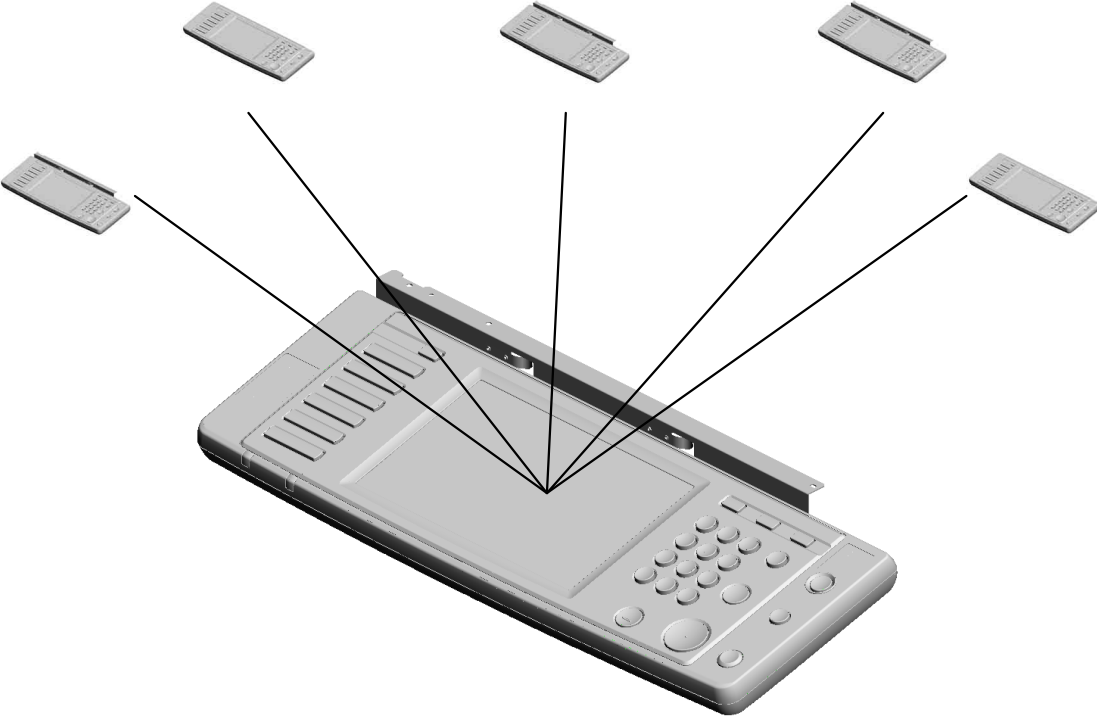
U002 S001
D0861411
(NA):OPERATION PANEL:D0
86/D087:ASS'Y

U002 S002
D0861412
(EU):OPERATION PANEL:D0
86/D087:ASS'Y

U002 S003
D0861413
(AA):OPERATION PANEL:D08
6/D087:ASS'Y

U002 S005
D0861416
(CHN):OPERATION PANEL:D
086/D088:ASS'Y

U002 S004
D0861415
(TWN):OPERATION PANEL:A
SS'Y





U001	U002	U003	U004	U005	U006	U007	U008	U009	U010	U011	U012	U013	U014	U015	U016	U017	U018	U019	U020	U021
------	-------------	------	------	------	------	------	------	------	------	------	------	------	------	------	------	------	------	------	------	------

U002 Operation

42.D0231594 (x2)
(TWN/EU):COVER:
SCANNER:FRONT

43.D0241594 (x3)
(NA/CHN/AA):COV
ER:SCANNER:FRO
NT



44.D0251597
(x2)
BRACKET:OPERAT
ION PANEL:AUXILI
ARY

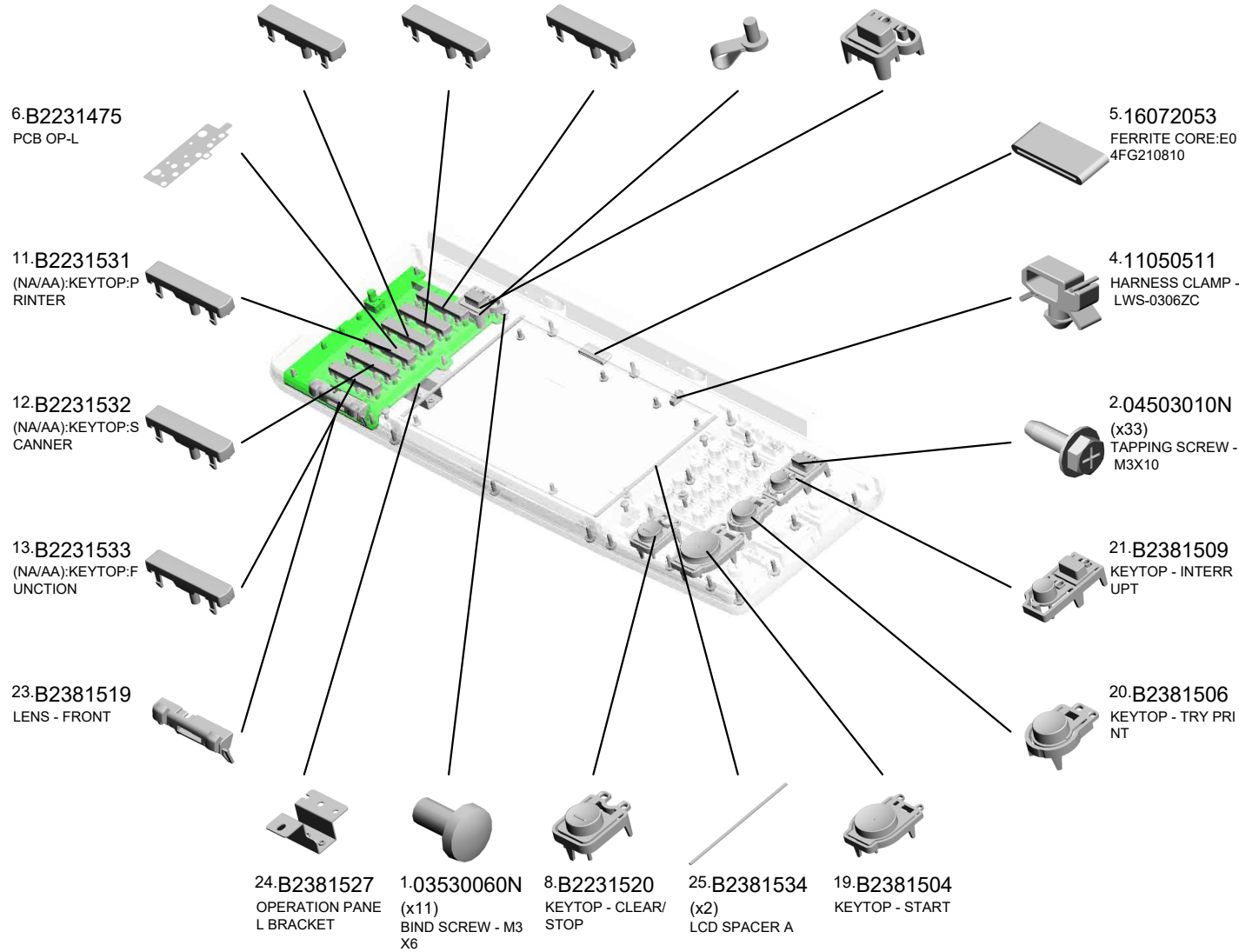
U002_S001

(NA):OPERATION PANEL:D086/D087:ASS'Y



45.D0861411
(NA):OPERATION P
ANEL:D086/D087:A
SS'Y

7.B2231518 (x2) KEYTOP - BLANK F
B
10.B2231529 (NA/AA):KEYTOP -
DOC NA
9.B2231528 (NA/AA):KEYTOP -
COPY NA
3.11050032 CLAMP
22.B2381511 KEYTOP - COUNT
ER



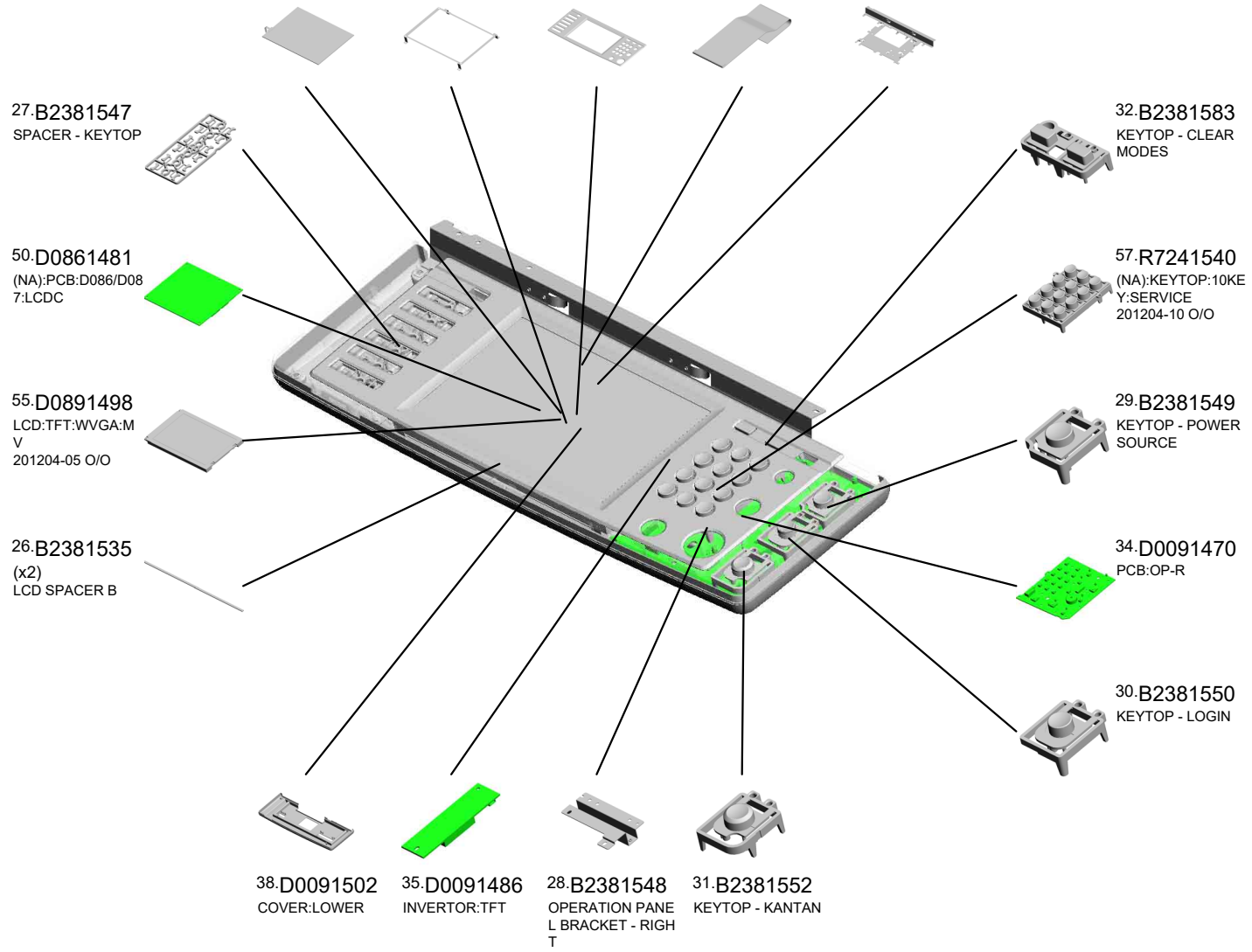
U002_S001

(NA):OPERATION PANEL:D086/D087:ASS'Y

- 37.D0091488 TOUCH PANEL:W-VGA:MA
- 39.D0091504 SHADEING PLATE: TOUCH PANEL
- 40.D0091556 (NA/AA):PANEL:UPPER
- 36.D0091487 CABLE:FFC:TFT:LCD
- 54.D0861502 BRACKET:LCDC:D088/D089:ASS'Y



- 45.D0861411 (NA):OPERATION PANEL:D086/D087:ASS'Y



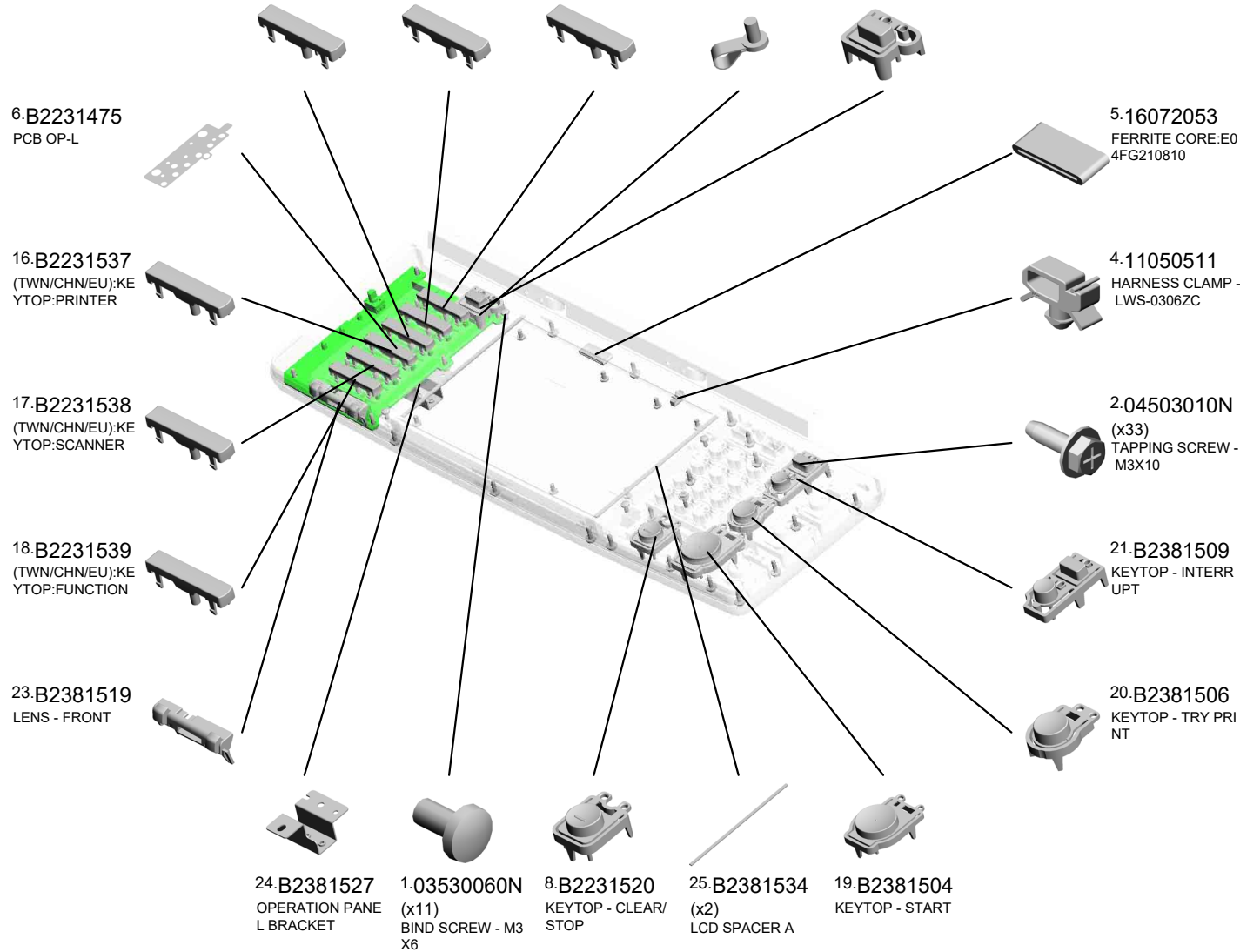
U002_S002

(EU):OPERATION PANEL:D086/D087:ASS'Y



46.D0861412
(EU):OPERATION P
ANEL:D086/D087:A
SS'Y

7.B2231518 (x2) KEYPAD - BLANK F
B
15.B2231535 (TWN/CHN/EU):KE
YTOP:DOC
14.B2231534 (TWN/CHN/EU):KE
YTOP:COPY
3.11050032 CLAMP
22.B2381511 KEYPAD - COUNT
ER



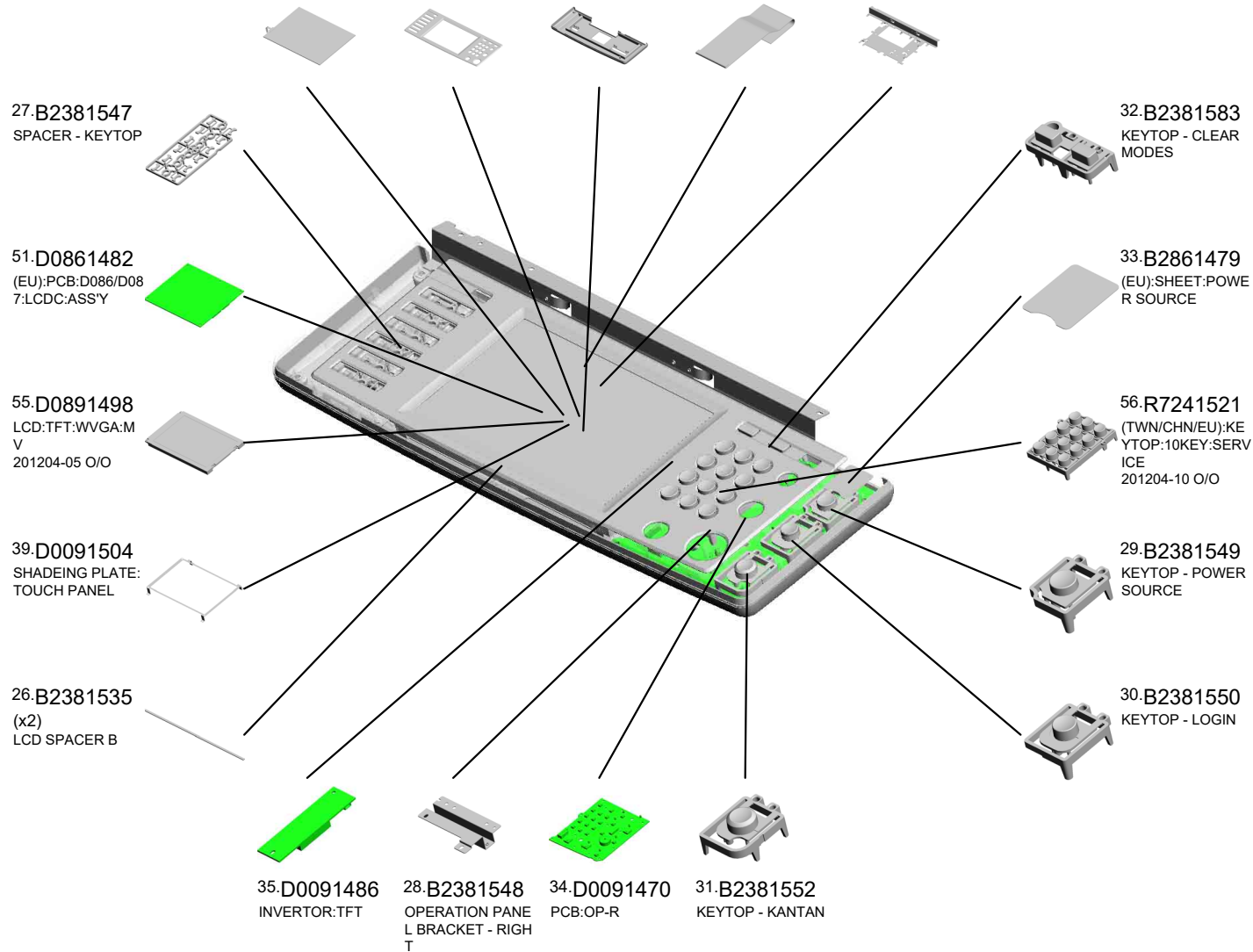
U002_S002

(EU):OPERATION PANEL:D086/D087:ASS'Y

- 37.D0091488 TOUCH PANEL:W-VGA:MA
- 41.D0091557 (TWN/CHN/EU):PANEL:UPPER
- 38.D0091502 COVER:LOWER
- 36.D0091487 CABLE:FFC:TFT:LCD
- 54.D0861502 BRACKET:LCDC:D088/D089:ASS'Y



- 46.D0861412 (EU):OPERATION PANEL:D086/D087:ASS'Y



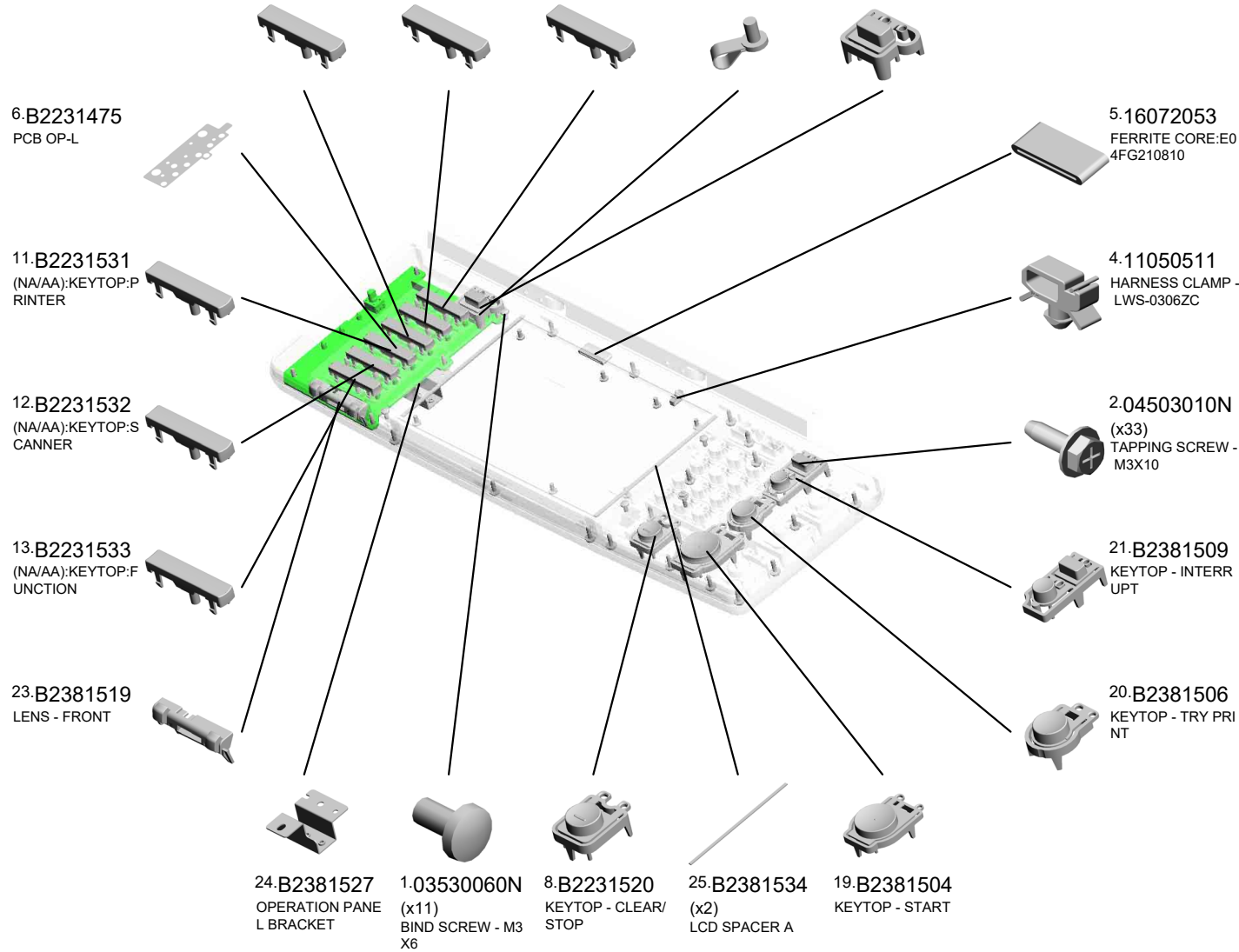
U002_S003

(AA):OPERATION PANEL:D086/D087:ASS'Y



47.D0861413
(AA):OPERATION P
ANEL:D086/D087:A
SS'Y

- 7.B2231518 (x2) KEYTOP - BLANK F B
- 10.B2231529 (NA/AA):KEYTOP - DOC NA
- 9.B2231528 (NA/AA):KEYTOP - COPY NA
- 3.11050032 CLAMP
- 22.B2381511 KEYTOP - COUNT ER



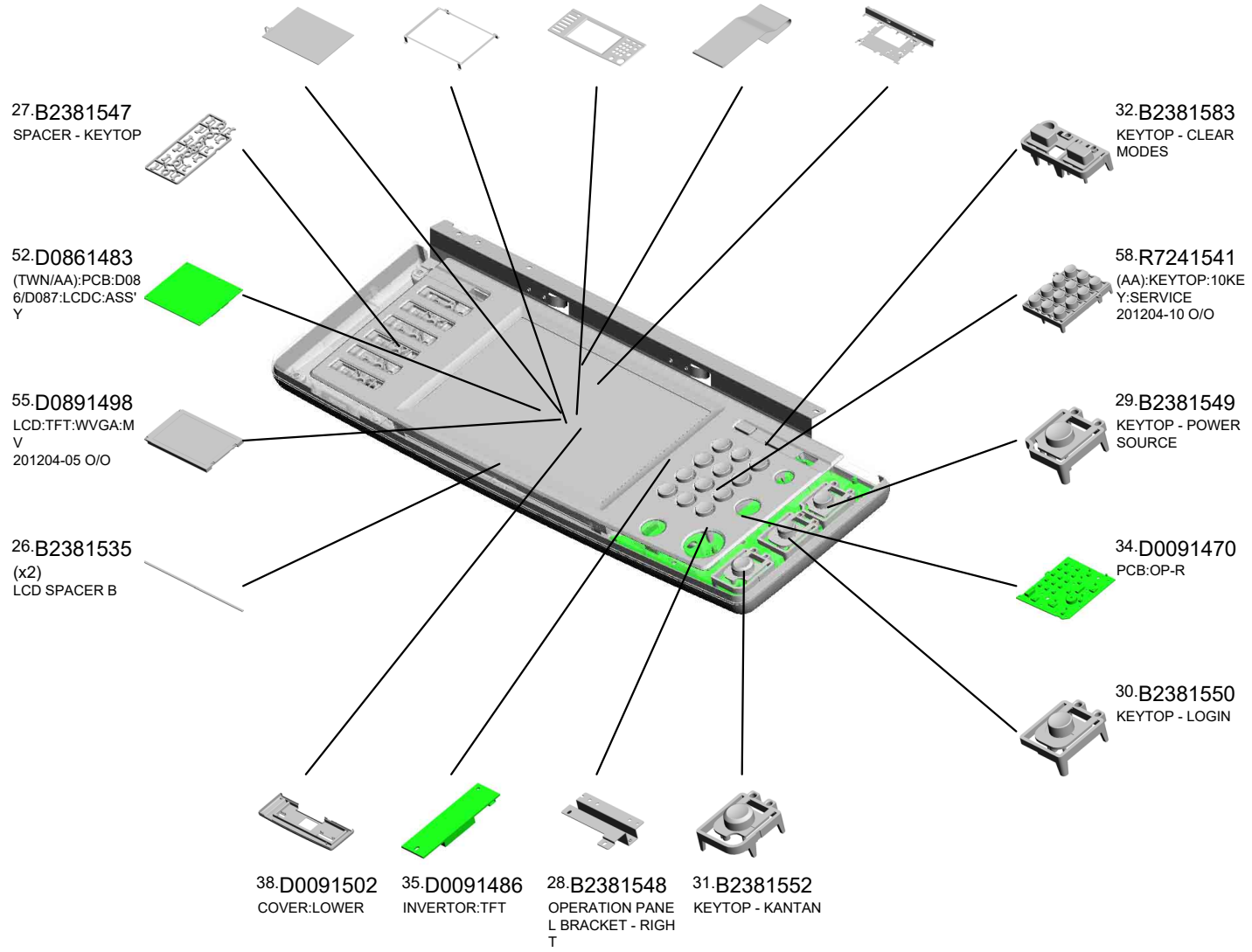
U002_S003

(AA):OPERATION PANEL:D086/D087:ASS'Y

- 37.D0091488 TOUCH PANEL:W-VGA:MA
- 39.D0091504 SHADEING PLATE: TOUCH PANEL
- 40.D0091556 (NA/AA):PANEL:UPPER
- 36.D0091487 CABLE:FFC:TFT:LCD
- 54.D0861502 BRACKET:LCDC:D088/D089:ASS'Y



- 47.D0861413 (AA):OPERATION PANEL:D086/D087:ASS'Y

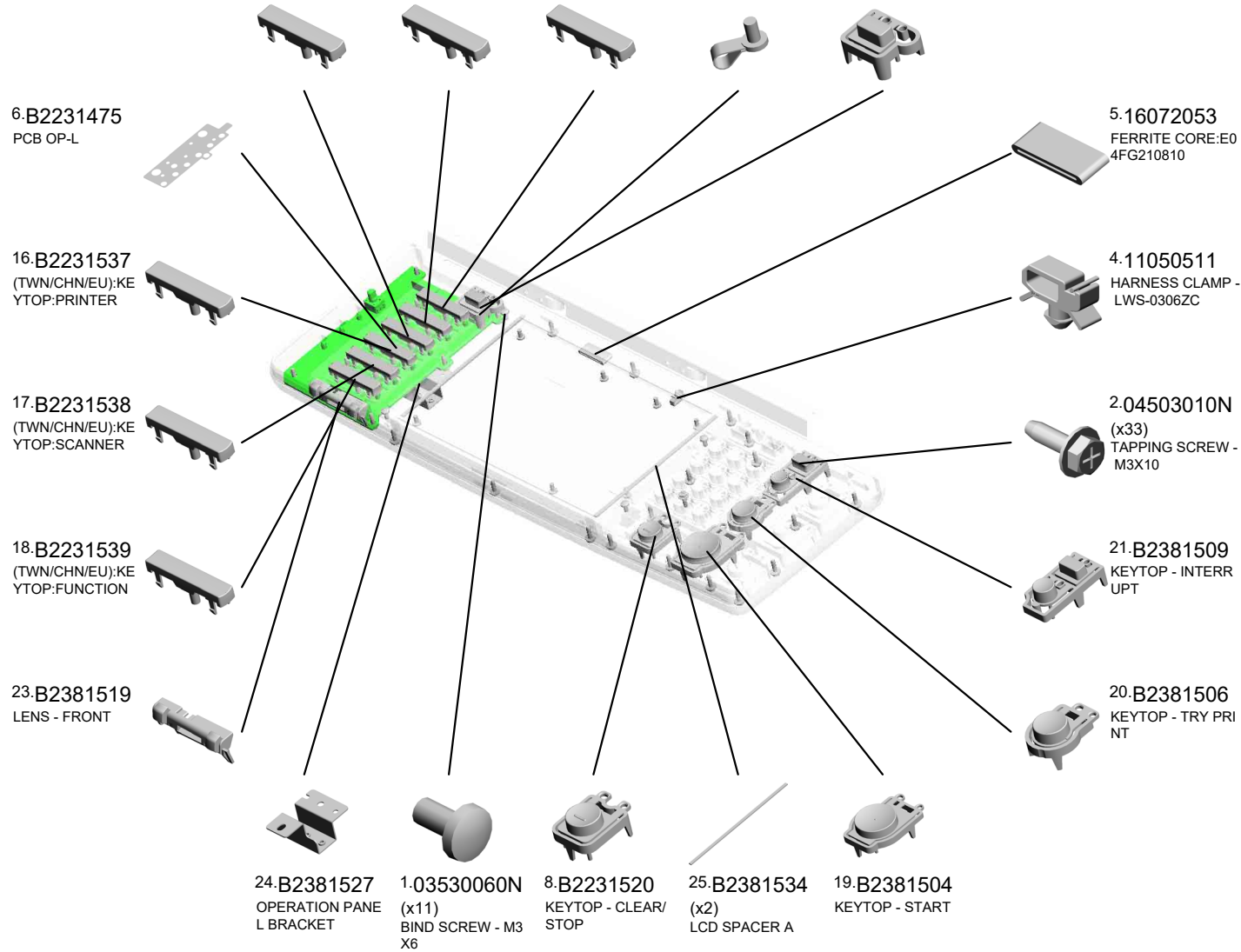


U002_S004
(TWN):OPERATION PANEL:ASS'Y



48.D0861415
(TWN):OPERATION
PANEL:ASS'Y

- 7.B2231518 (x2) KEYTOP - BLANK F B
- 15.B2231535 (TWN/CHN/EU):KE YTOP:DOC
- 14.B2231534 (TWN/CHN/EU):KE YTOP:COPY
- 3.11050032 CLAMP
- 22.B2381511 KEYTOP - COUNT E R

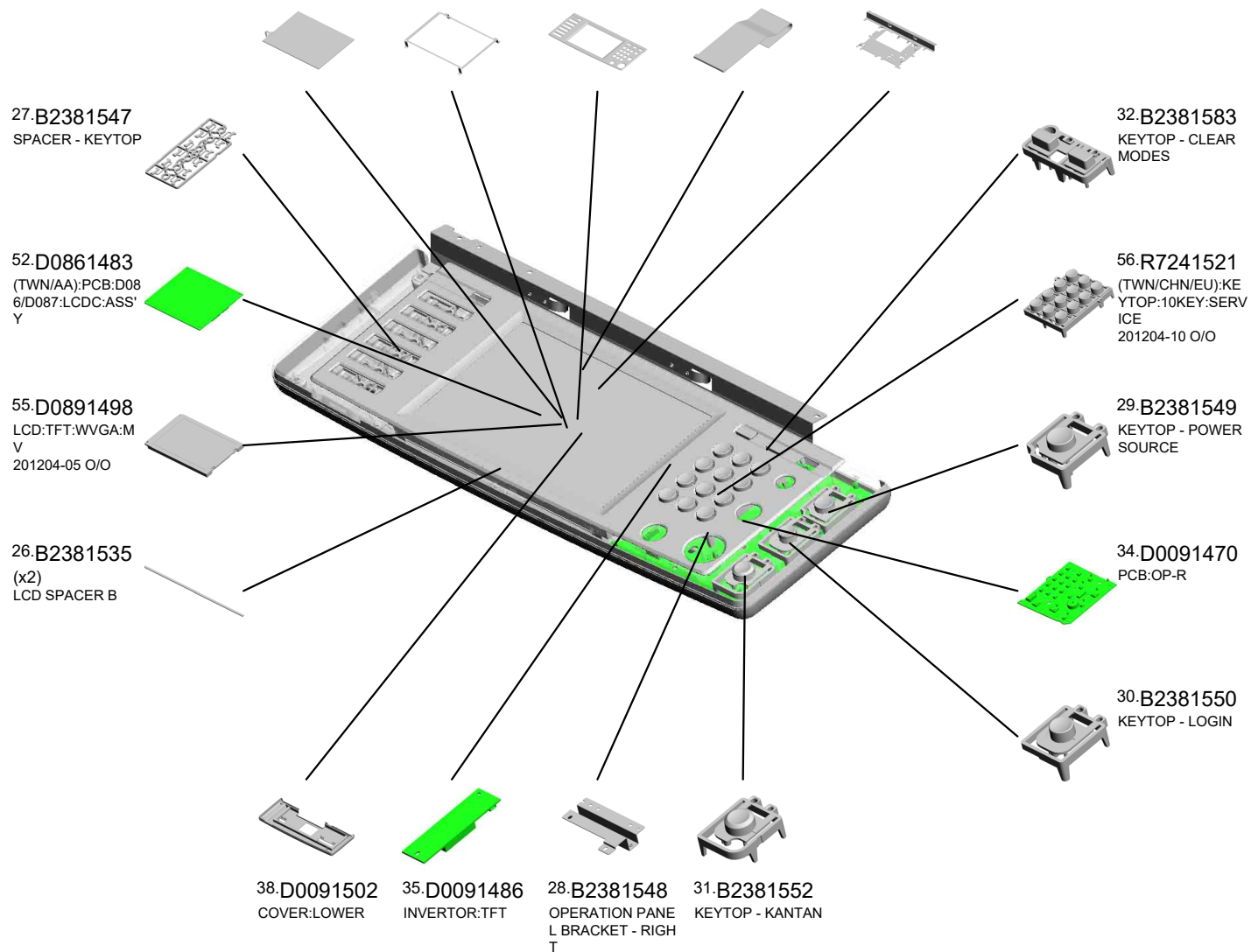


U002_S004
(TWN):OPERATION PANEL:ASS'Y

- 37.D0091488 TOUCH PANEL:W-VGA:MA
- 39.D0091504 SHADEING PLATE: TOUCH PANEL
- 41.D0091557 (TWN/CHN/EU):PANEL:UPPER
- 36.D0091487 CABLE:FFC:TFT:LCD
- 54.D0861502 BRACKET:LCDC:D088/D089:ASS'Y



48.D0861415
(TWN):OPERATION
PANEL:ASS'Y



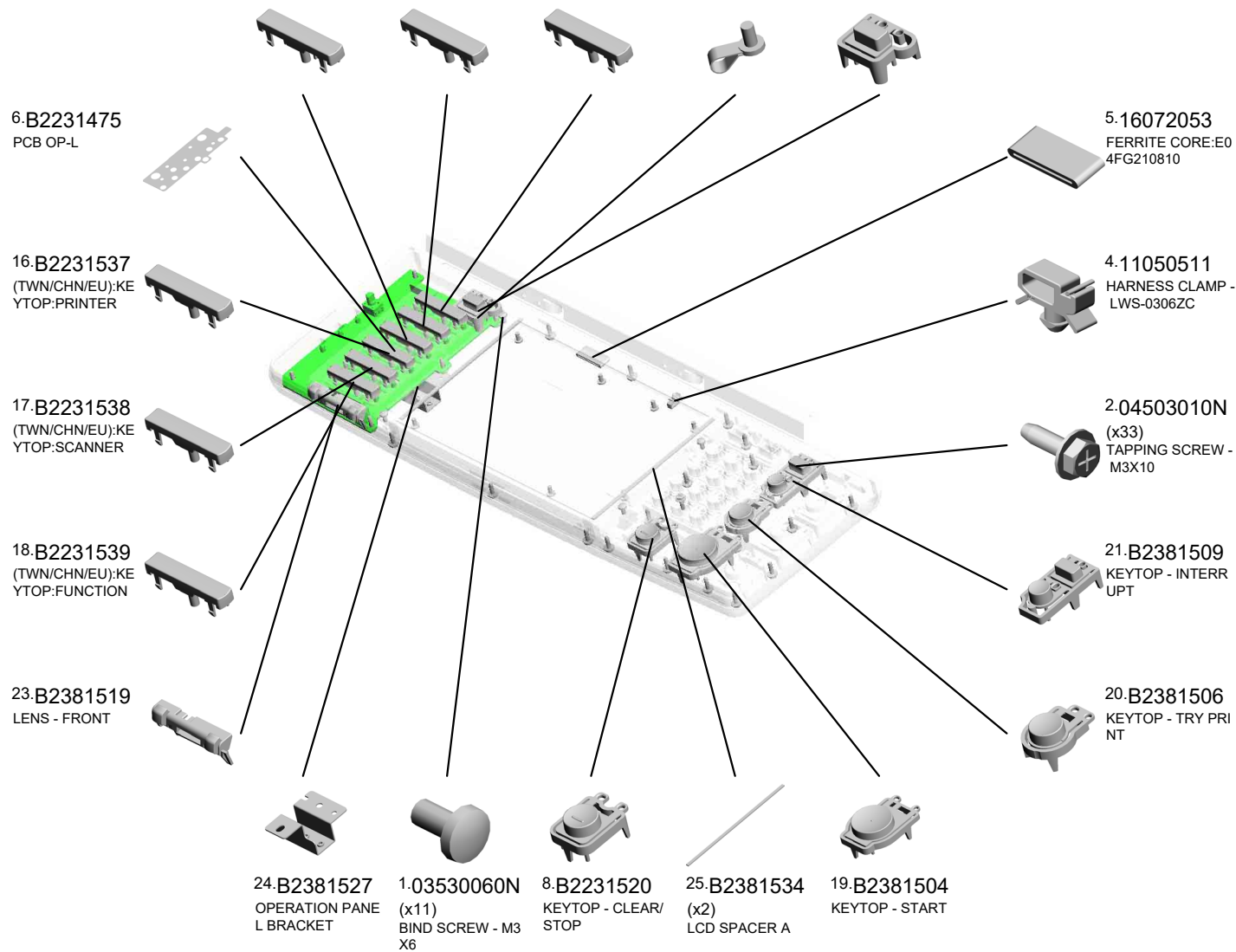
U002_S005

(CHN):OPERATION PANEL:D086/D088:ASS'Y

- 7.B2231518 (x2) KEYTOP - BLANK F B
- 15.B2231535 (TWN/CHN/EU):KEYTOP:DOC
- 14.B2231534 (TWN/CHN/EU):KEYTOP:COPY
- 3.11050032 CLAMP
- 22.B2381511 KEYTOP - COUNTERR



49.D0861416
(CHN):OPERATION
PANEL:D086/D088:
ASS'Y



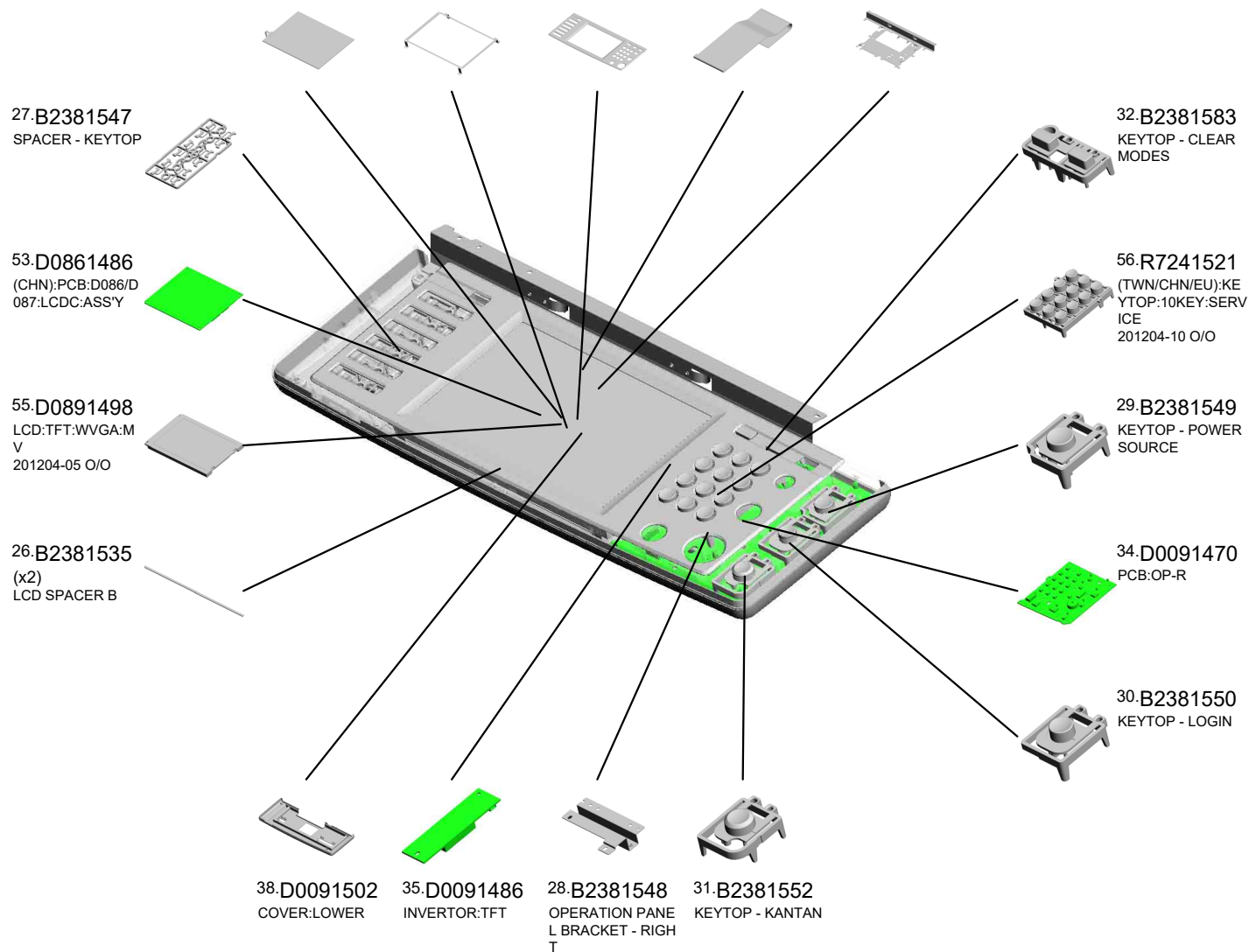
U002_S005

(CHN):OPERATION PANEL:D086/D088:ASS'Y

- 37.D0091488 TOUCH PANEL:W-VGA:MA
- 39.D0091504 SHADEING PLATE: TOUCH PANEL
- 41.D0091557 (TWN/CHN/EU):PANEL:UPPER
- 36.D0091487 CABLE:FFC:TFT:LCD
- 54.D0861502 BRACKET:LCDC:D088/D089:ASS'Y

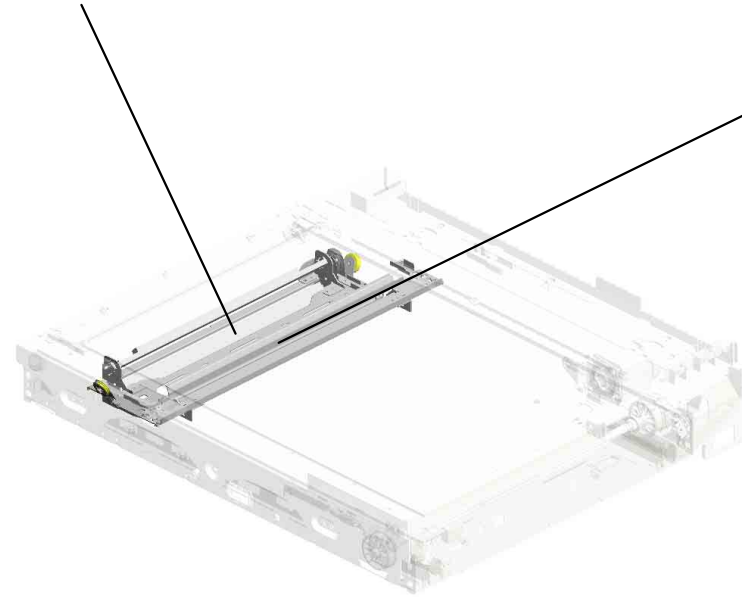


- 49.D0861416 (CHN):OPERATION PANEL:D086/D088:ASS'Y



U003.Scanner

U003 S001
D0251721
CARRIAGE:NO.2:ASS'Y



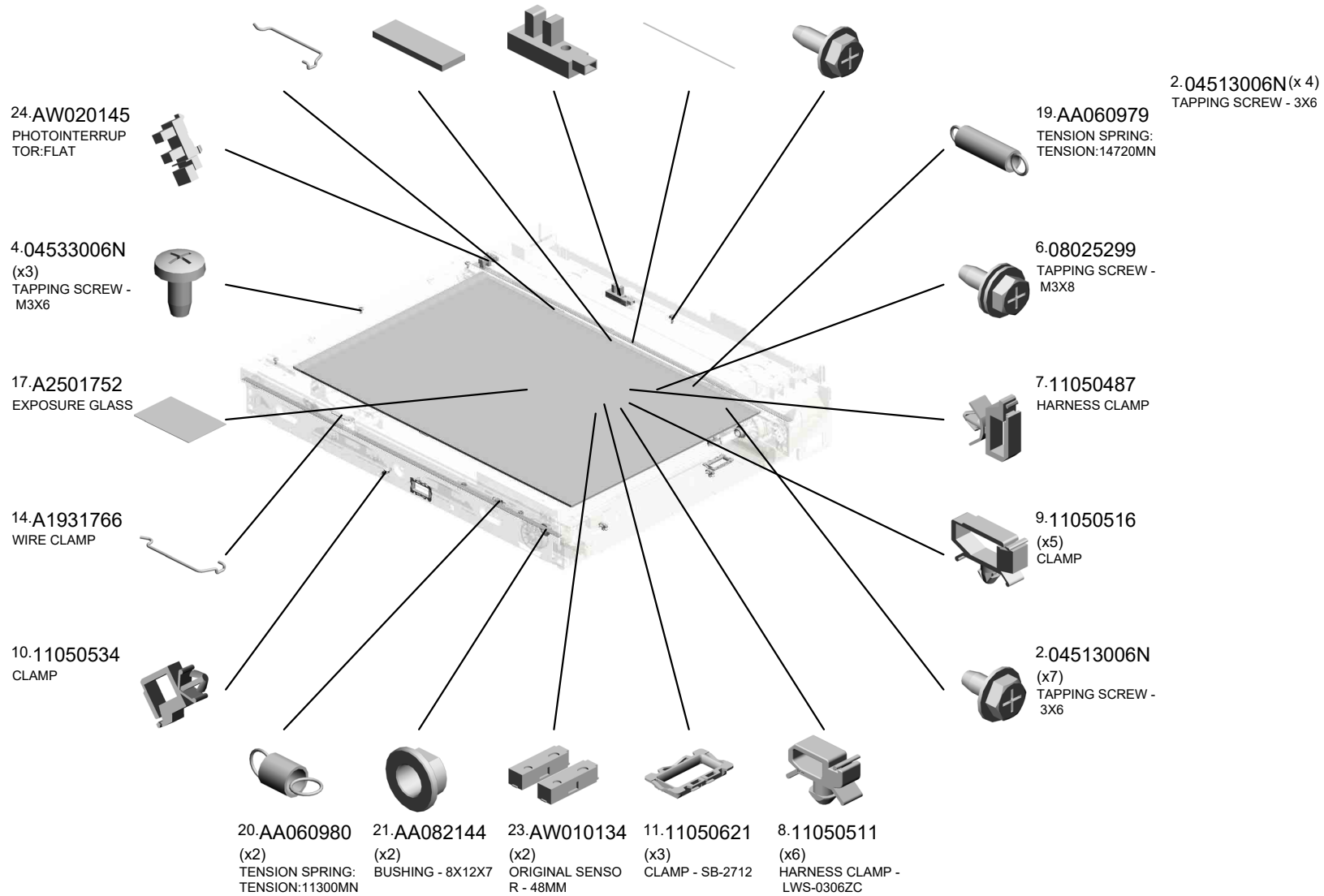
U003 S002
D0251716
CARRIAGE:NO.1:ASS'Y



U001	U002	U003	U004	U005	U006	U007	U008	U009	U010	U011	U012	U013	U014	U015	U016	U017	U018	U019	U020	U021
------	------	------	------	------	------	------	------	------	------	------	------	------	------	------	------	------	------	------	------	------

U003 Scanner

- 15.A1931769 CLAMP - REAR WIRE
- 12.54421924 (x2) EXPOSURE GLASS CUSHION
- 25.AW020146 PHOTOINTERRUPTOR:FLAT:PICH2M M:M4
- 16.A1931816 (x2) 1ST SLIDE RAIL
- 3.04513008N TAPPING SCREW - M3X8



U003 Scanner



- 27.B1801734 (x2) SLIDE RAIL:NO.2
- 28.B2291687 (x2) (NA/TWN):HEATER :OPTION:120V:9W:(Option)
- 29.B2291688 (x3) (EU/CHN/AA):HEATER:OPTION:230V:9W:(Option)
- 30.B2371367 (x2) (TWN/EU):SCANNER COVER - REAR E U
- 31.B2381369 (x3) (NA/CHN/AA):COVER:SCANNER:REAR:DOM

41.B2381803
DOCUMENT FEEDER BRACKET

40.B2381801
SCALE - LEFT (A)

44.B2381812
GROUND PLATE - CARRIAGE

39.B2381796
(x2)
HALL PLUG

26.B1801704
(x2)
BRACKET:TENSION

37.B2381793
(x2)
BUSHING SPACER

42.B2381806
(x4)
IDLER PULLEY

45.B2381823
INNER COVER - SCANNER

34.B2381786
SCANNER DRIVE SHAFT

47.B2385344
SBU GROUND PLATE

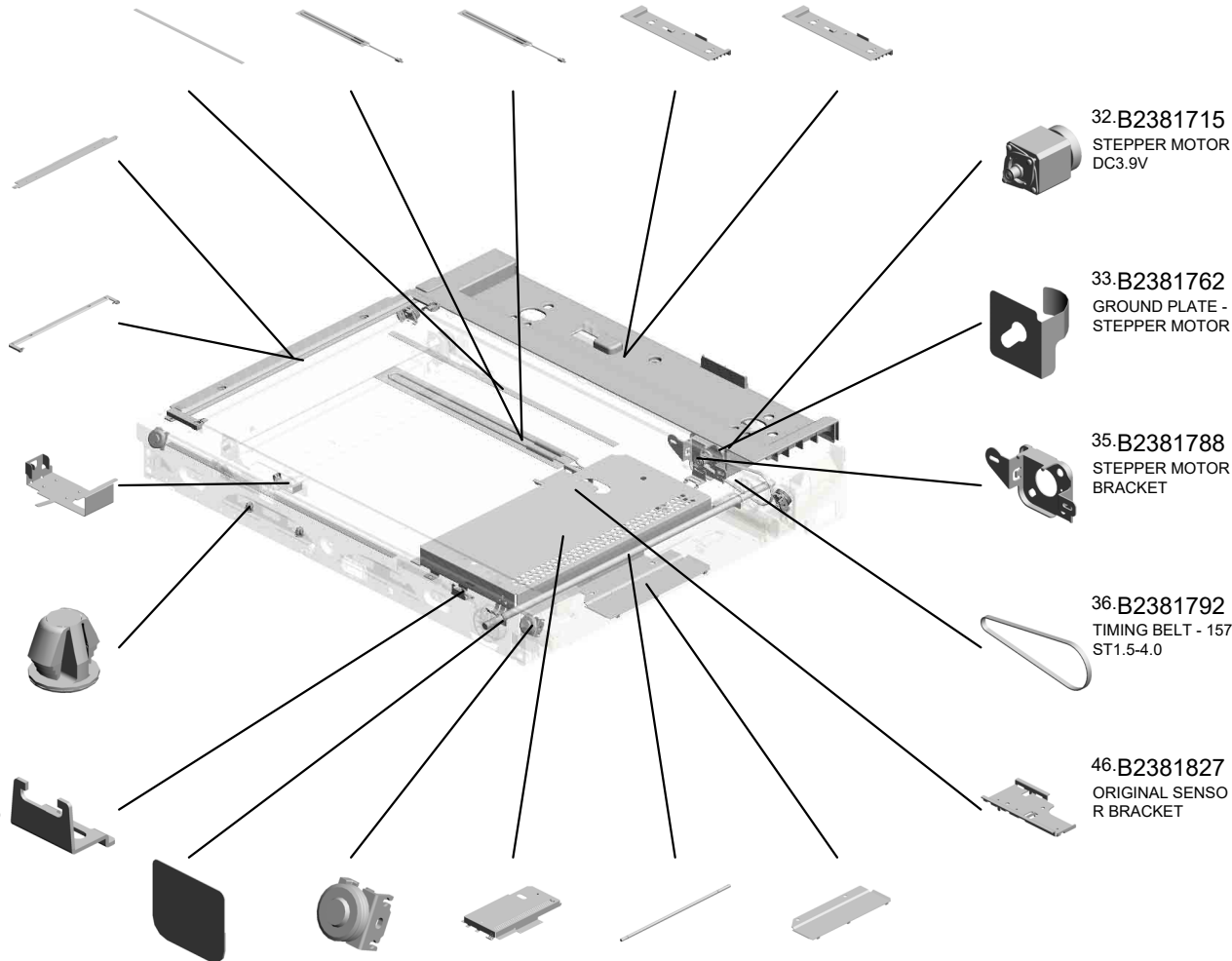
32.B2381715
STEPPER MOTOR
DC3.9V

33.B2381762
GROUND PLATE - STEPPER MOTOR

35.B2381788
STEPPER MOTOR BRACKET

36.B2381792
TIMING BELT - 157
ST1.5-4.0

46.B2381827
ORIGINAL SENSOR BRACKET



U003 Scanner

55.D0251751 SEAL:SCANNER:F
RAME:BASE
72.G5701225 SENSOR SHIELDIN
G PLATE
67.D0871842 STABILIZER
68.D1421805 (x7)
SHAFT:SCALE
201206-01 O/O
56.D0251782 SCALE:INNER BAC
K:PRINTING




52.D0251735
(x4)
(TWN/CHN/EU/AA):
SCALE:LEFT:B:AS
S'Y

53.D0251736
(NA):SCALE:LEFT:
B:ASS'Y

66.D0871840
XENON LAMP:ASS'
Y

54.D0251747
(x2)
DRIVE WERE:CAR
RIAGE:DIA1.0

59.D0251832
GASKET:10X1X20



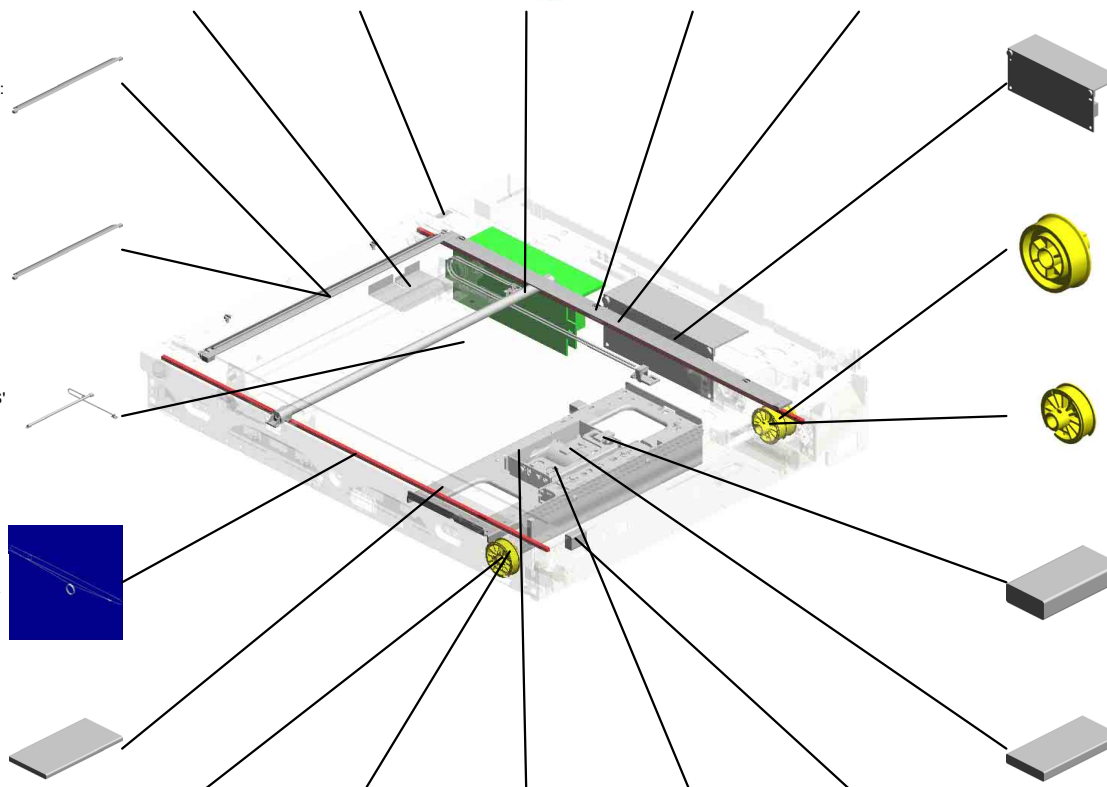
69.D1425138
PCB:SIO:D111/D14
2
201212-02 X/O

71.G5701133
TIMING PULLEY 73

62.D0291745
PULLEY:DRIVE WE
RE:FRONT

61.D0251834
GASKET:10X5X20

60.D0251833
GASKET:10X2X20



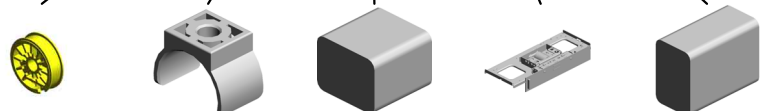
63.D0291748
PULLEY:DRIVE WE
RE:REAR:ASS'Y

64.D0291749
PULLEY:PROTECTI
ON

58.D0251831
(x2)
GASKET:13X10X13

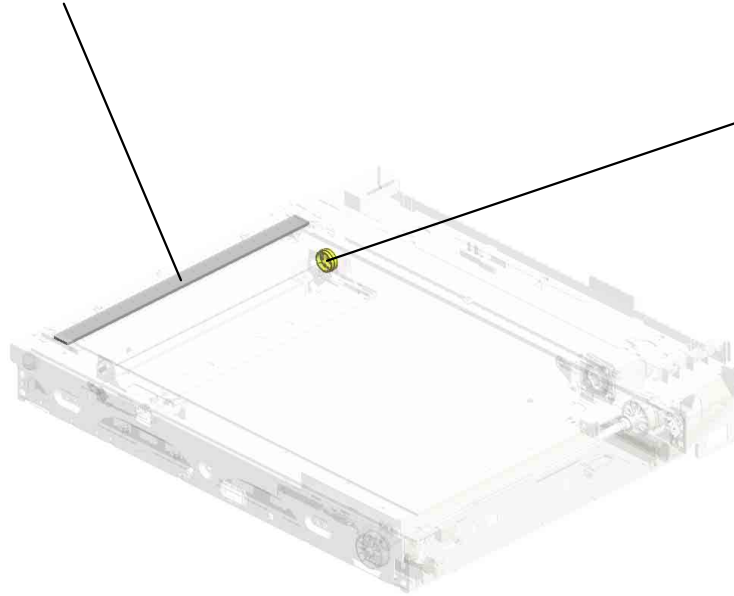
65.D0871703
LENS:HOLDER:AS
S'Y

57.D0251830
GASKET:10X15X20



U003
Scanner

79.D1051795
EXPOSURE GLASS



76.G5702834
PULLEY - HIGH VO
LTAGE SUPPLY C
ORD

U001	U002	U003	U004	U005	U006	U007	U008	U009	U010	U011	U012	U013	U014	U015	U016	U017	U018	U019	U020	U021
------	------	------	------	------	------	------	------	------	------	------	------	------	------	------	------	------	------	------	------	------

U003_S001
CARRIAGE:NO.2:ASS'Y

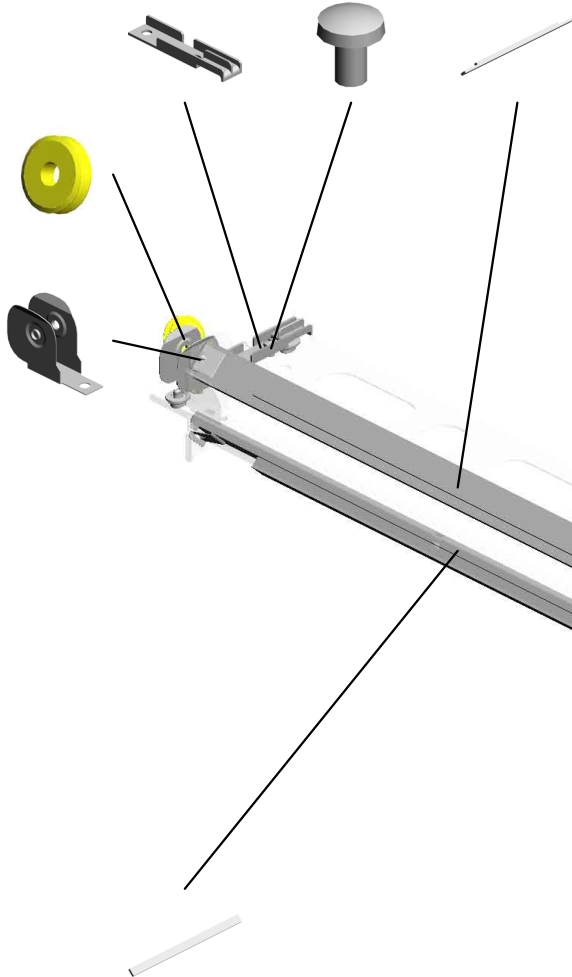
74.G5702832 1.03530050N 50.D0251727
GUIDE - HIGH VOL (x2) MIRROR:NO.2:CON
TAGE SUPPLY CO SCREW-M3X5 CAVE:ASS'Y
RD



49.D0251721
CARRIAGE:NO.2:A
SS'Y

43.B2381807
(x2)
PULLEY

75.G5702833
PULLEY HOLDER



51.D0251728
MIRROR:NO.2:CON
VAX:ASS'Y

18.A2501791
(x4)
2ND SCANNER SH
OE

5.07200040E
(x2)
RETAINING RING -
M4

70.G4042810
(x4)
SPRING PLATE - 2
ND MIRROR

U001	U002	U003	U004	U005	U006	U007	U008	U009	U010	U011	U012	U013	U014	U015	U016	U017	U018	U019	U020	U021
------	------	------	------	------	------	------	------	------	------	------	------	------	------	------	------	------	------	------	------	------

U003_S002
CARRIAGE:NO.1:ASS'Y

13.A1001714
REFLECTOR

48.D0251716
CARRIAGE:NO.1:A
SS'Y

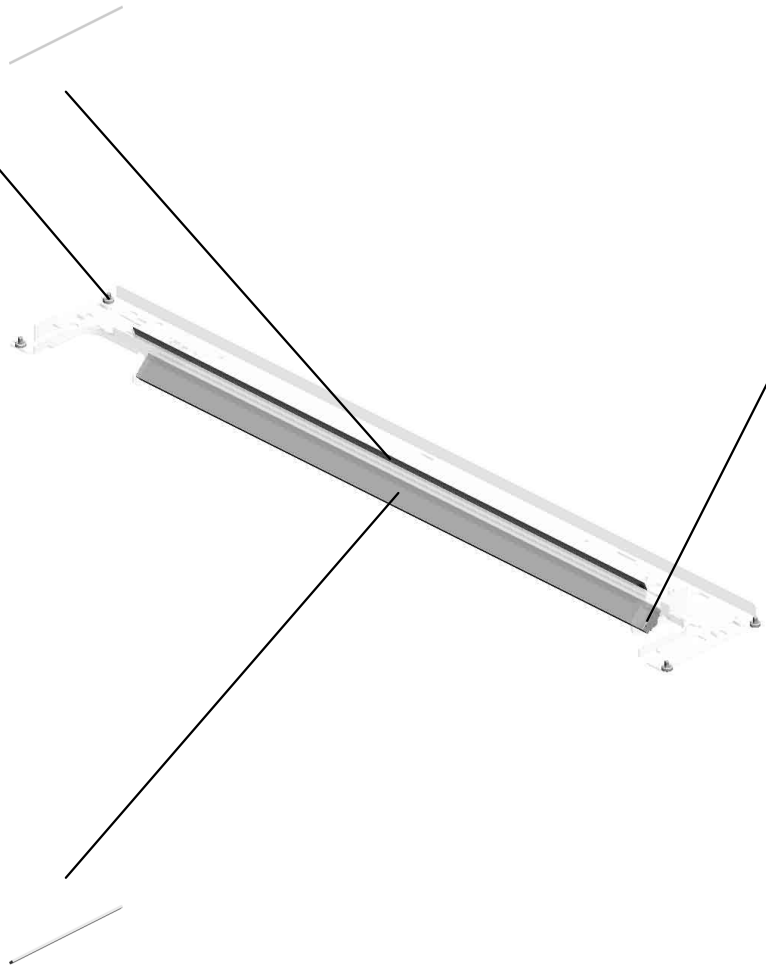
73.G5702730
(x4)
SLIDER - SCANNER



77.M0261815
(x2)
CLAMP:MIRROR:
NO.1




22.AC030169
MIRROR:NO.1



U001	U002	U003	U004	U005	U006	U007	U008	U009	U010	U011	U012	U013	U014	U015	U016	U017	U018	U019	U020	U021
------	------	------	------	------	------	------	------	------	------	------	------	------	------	------	------	------	------	------	------	------

U004.Laser Unit

U004 S001
D0871851
LASER OPTICS HOUSING U
NIT



U001	U002	U003	U004	U005	U006	U007	U008	U009	U010	U011	U012	U013	U014	U015	U016	U017	U018	U019	U020	U021
------	------	------	------	------	------	------	------	------	------	------	------	------	------	------	------	------	------	------	------	------


U004
Laser Unit



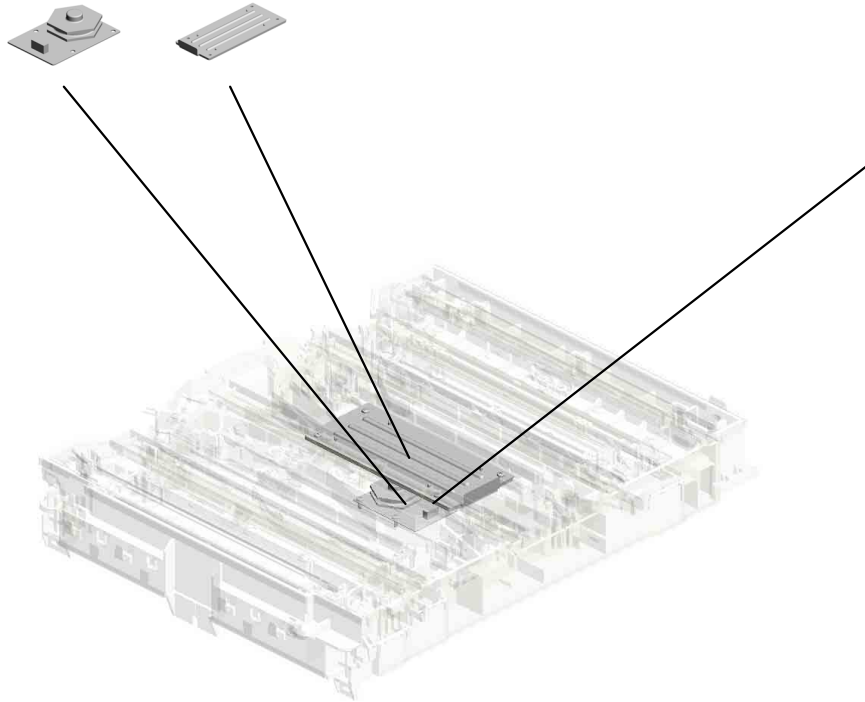
U001	U002	U003	U004	U005	U006	U007	U008	U009	U010	U011	U012	U013	U014	U015	U016	U017	U018	U019	U020	U021
------	------	------	------	------	------	------	------	------	------	------	------	------	------	------	------	------	------	------	------	------

U004_S001
LASER OPTICS HOUSING UNIT

2.AX060396 DC POLYGON MIRROR MOTOR:24W
3.B2231882 COVER - POLYGON MOTOR



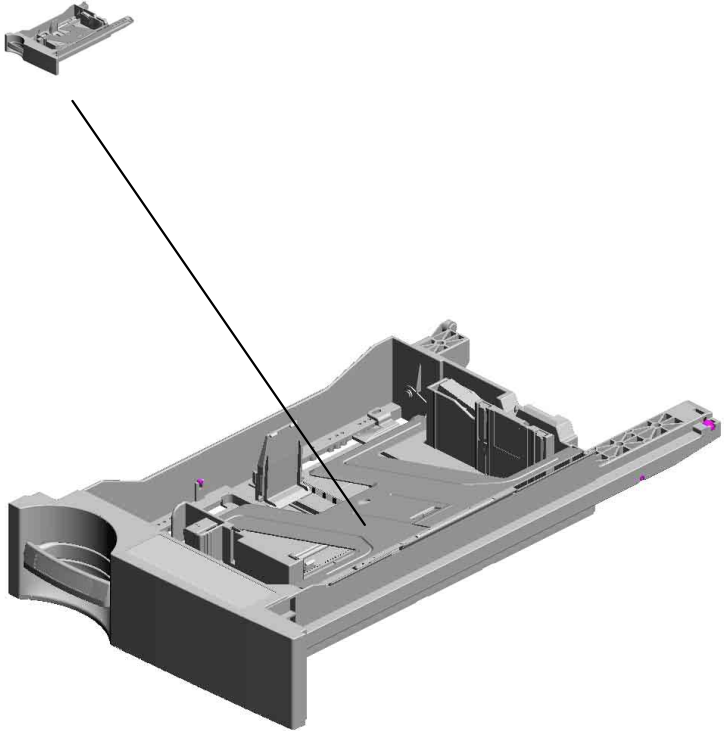
4.D0871851
LASER OPTICS HOUSING UNIT



1.08025317
(x8)
BINDING HEAD TAPPING SCREWS:
3X8

U005.Paper Tray(1st)

U005 S001
D0892850
PAPER TRAY:NO.1:ASS'Y

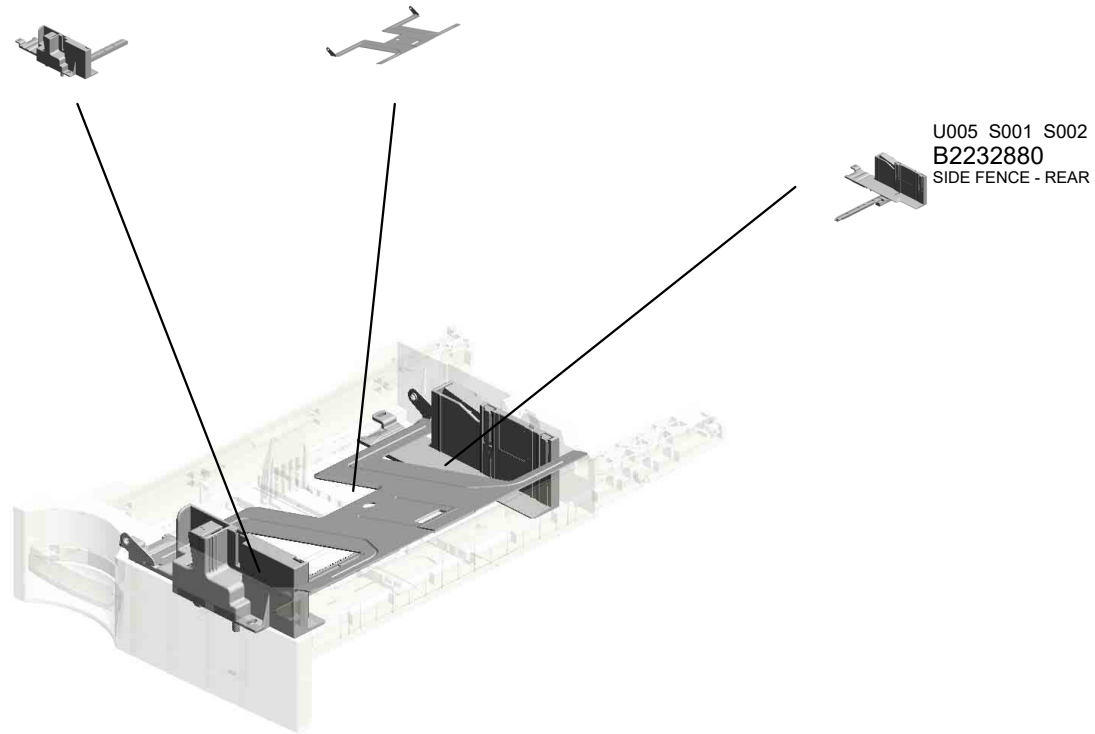


U001	U002	U003	U004	U005	U006	U007	U008	U009	U010	U011	U012	U013	U014	U015	U016	U017	U018	U019	U020	U021
------	------	------	------	-------------	------	------	------	------	------	------	------	------	------	------	------	------	------	------	------	------

U005_S001.PAPER TRAY:NO.1:ASS'Y

U005 S001 S001
B2232870
SIDE FENCE - FRONT

U005 S001 S003
D0892940
TRAY BOTTOM PLATE:ASS'Y




U005 S001 S002
B2232880
SIDE FENCE - REAR

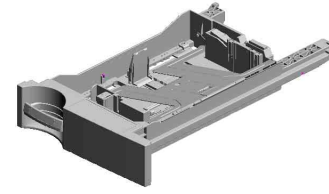
U001	U002	U003	U004	U005	U006	U007	U008	U009	U010	U011	U012	U013	U014	U015	U016	U017	U018	U019	U020	U021
------	------	------	------	-------------	------	------	------	------	------	------	------	------	------	------	------	------	------	------	------	------

U005 Paper Tray(1st)

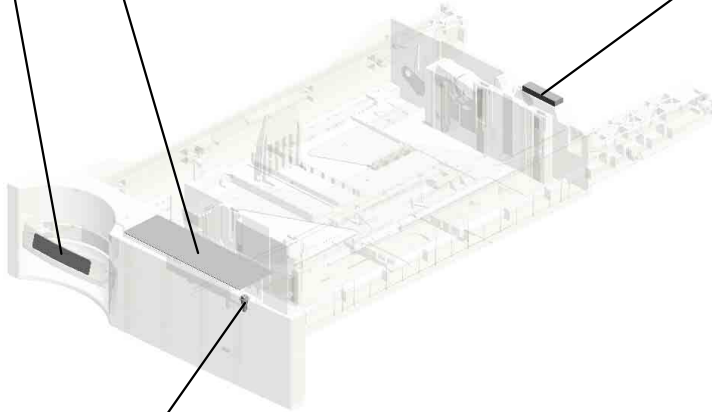

33.B2372521
DECAL - PAPER S
ET DIRECTION NO.
1



34.B2382526
DECAL - GRIP



14.B1802782
SEAL:TRAY



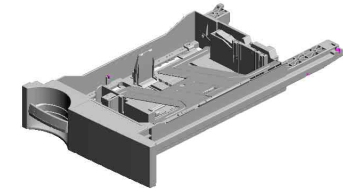
11.AA143577
SCREW:TP:M4



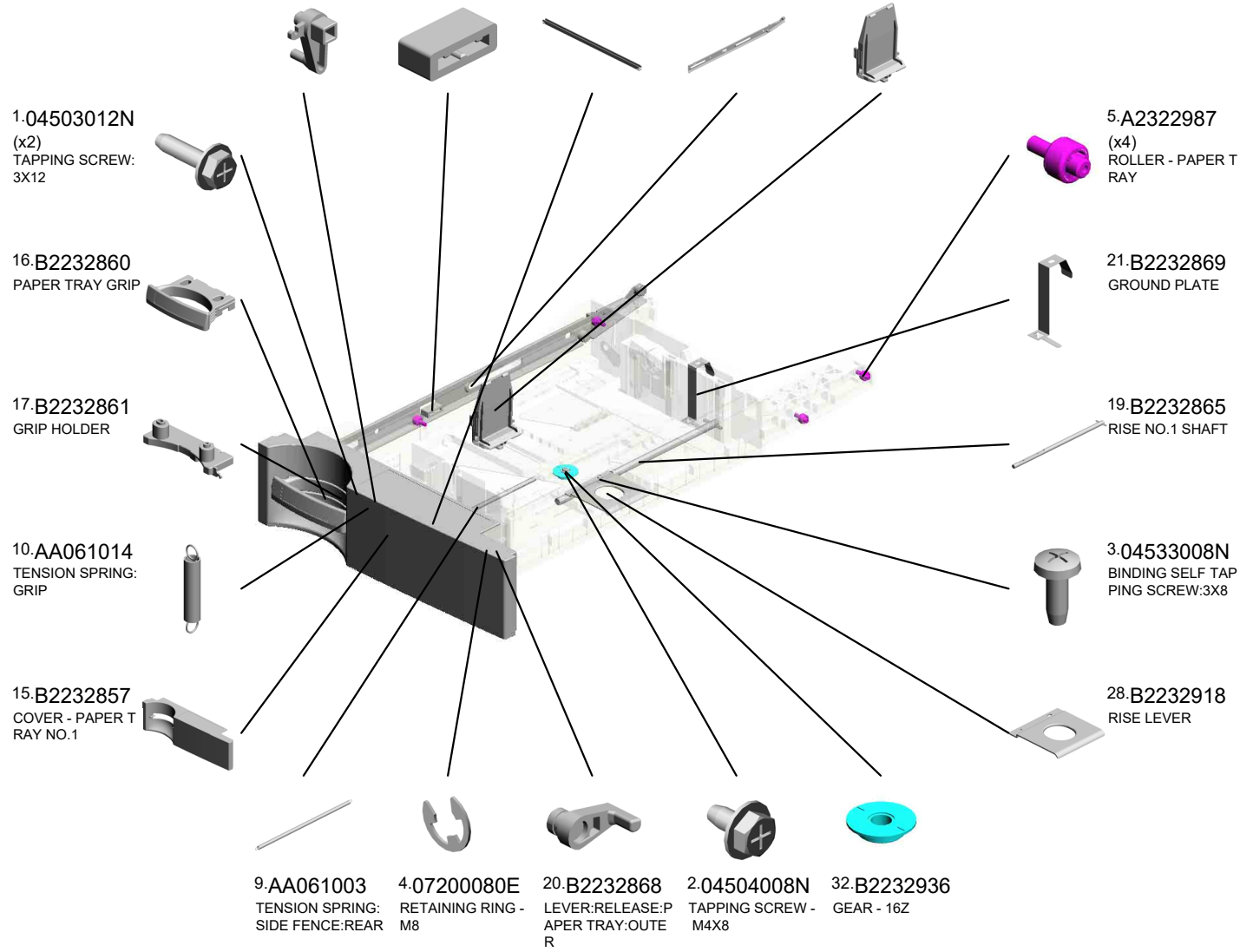
U001	U002	U003	U004	U005	U006	U007	U008	U009	U010	U011	U012	U013	U014	U015	U016	U017	U018	U019	U020	U021
------	------	------	------	-------------	------	------	------	------	------	------	------	------	------	------	------	------	------	------	------	------

U005_S001
PAPER TRAY:NO.1:ASS'Y

- 18.B2232862 LEVER - RELEASE INNER
- 26.B2232894 SLIDE RAIL STOPPER - LEFT
- 35.D0292863 SHAFT:RELEASE:PAPER TRAY
- 25.B2232890 SLIDE RAIL - LEFT
- 27.B2232912 END FENCE



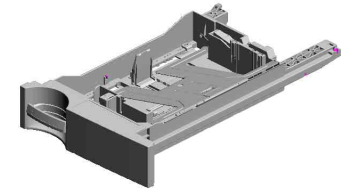
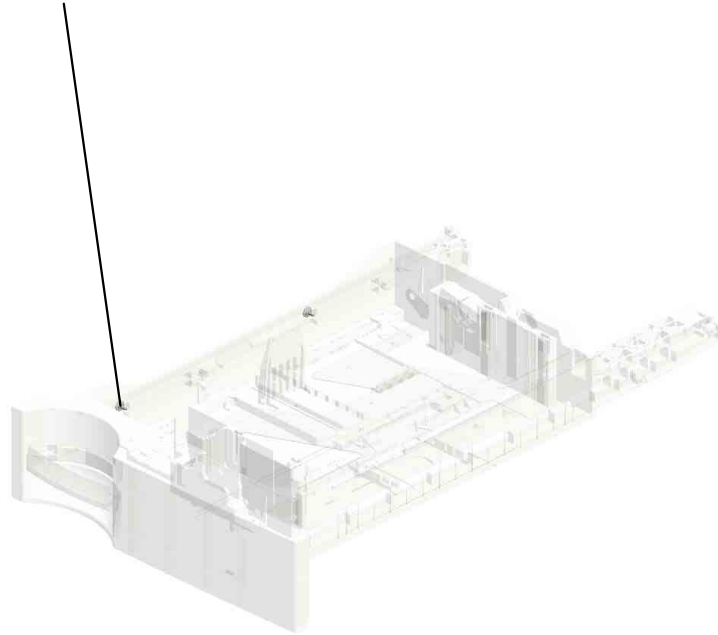
36.D0892850
PAPER TRAY:NO.1
:ASS'Y



U001	U002	U003	U004	U005	U006	U007	U008	U009	U010	U011	U012	U013	U014	U015	U016	U017	U018	U019	U020	U021
------	------	------	------	------	------	------	------	------	------	------	------	------	------	------	------	------	------	------	------	------

U005_S001
PAPER TRAY:NO.1:ASS'Y

38.D1442896
(x2)
STEPPED SCREW:
PAPER FEED
201205-02 O/O



36.D0892850
PAPER TRAY:NO.1
:ASS'Y

U001	U002	U003	U004	U005	U006	U007	U008	U009	U010	U011	U012	U013	U014	U015	U016	U017	U018	U019	U020	U021
------	------	------	------	-------------	------	------	------	------	------	------	------	------	------	------	------	------	------	------	------	------

U005_S001_S001
SIDE FENCE - FRONT


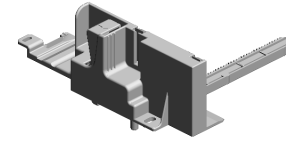
29.B2232923
STOPPER LEVER -
FRONT

22.B2232870
SIDE FENCE - FRO
NT

13.B0042923
SPRING PLATE - R
ELEASE LEVER

31.B2232935
PLATE - SIDE FEN
CE RIGHT

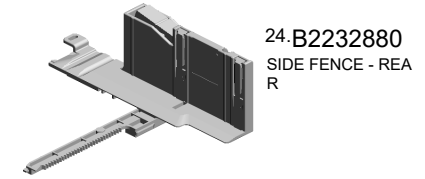
30.B2232934
PLATE - SIDE FEN
CE



U001	U002	U003	U004	U005	U006	U007	U008	U009	U010	U011	U012	U013	U014	U015	U016	U017	U018	U019	U020	U021
------	------	------	------	-------------	------	------	------	------	------	------	------	------	------	------	------	------	------	------	------	------

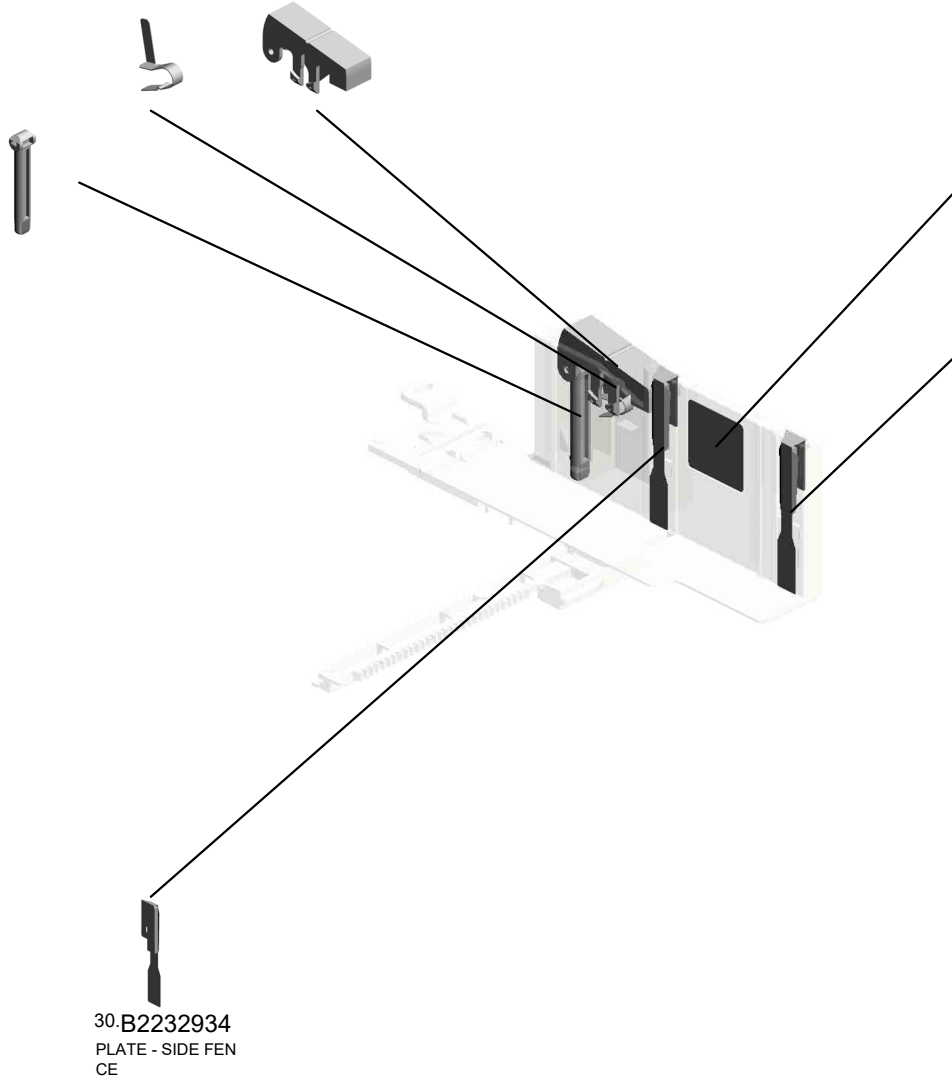
U005_S001_S002
SIDE FENCE - REAR

6.A2672857 8.A2672860
SPRING PLATE - SI REAR LEVER STO
DE FENCE PPER



24.B2232880
SIDE FENCE - REA
R

7.A2672859
SIDE FENCE STOP
PER



23.B2232873
DECAL - SIDE FEN
CE REAR

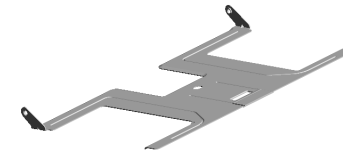
31.B2232935
PLATE - SIDE FEN
CE RIGHT

30.B2232934
PLATE - SIDE FEN
CE

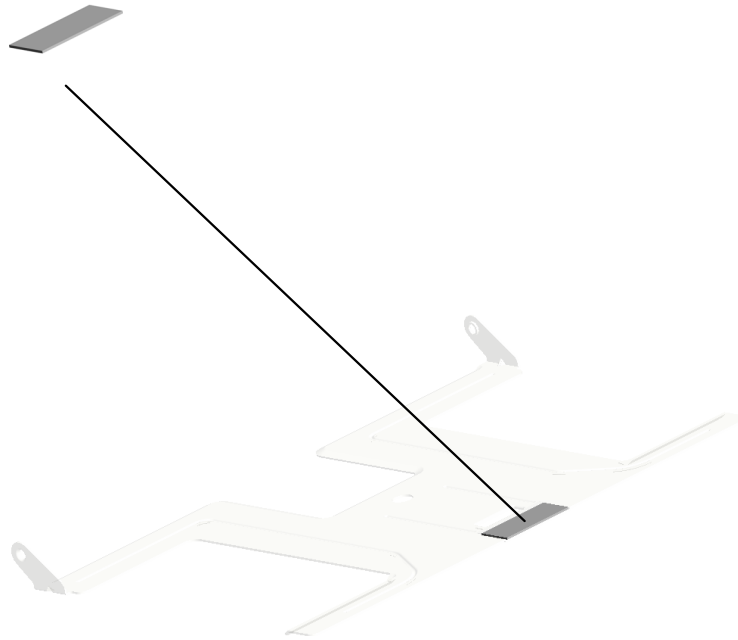
U001	U002	U003	U004	U005	U006	U007	U008	U009	U010	U011	U012	U013	U014	U015	U016	U017	U018	U019	U020	U021
------	------	------	------	------	------	------	------	------	------	------	------	------	------	------	------	------	------	------	------	------

U005_S001_S003
TRAY BOTTOM PLATE:ASS'Y

12:AF033010
PAD



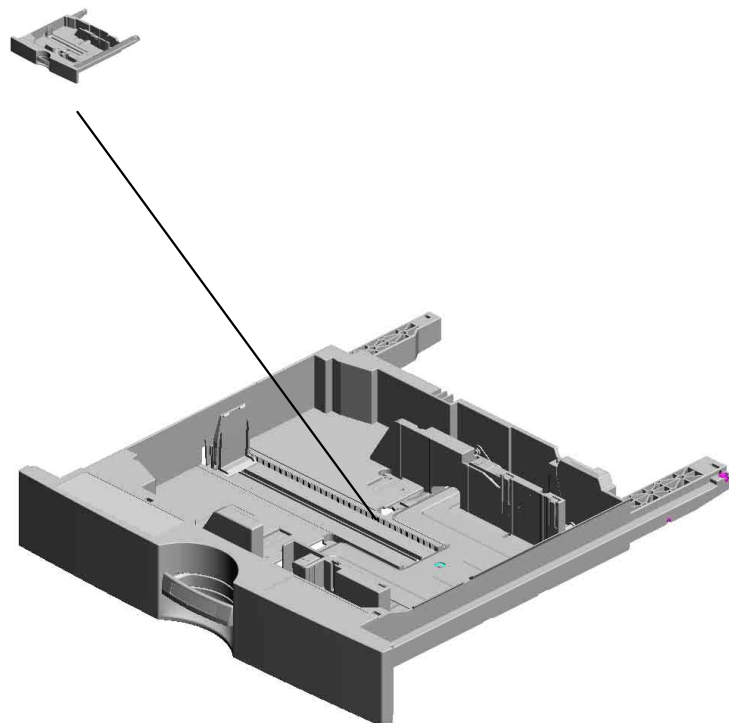
37:D0892940
TRAY BOTTOM PL
ATE:ASS'Y



U001	U002	U003	U004	U005	U006	U007	U008	U009	U010	U011	U012	U013	U014	U015	U016	U017	U018	U019	U020	U021
------	------	------	------	------	------	------	------	------	------	------	------	------	------	------	------	------	------	------	------	------

U006.Paper Tray(2nd)

U006 S001
D0892900
PAPER TRAY:NO.2:ASS'Y



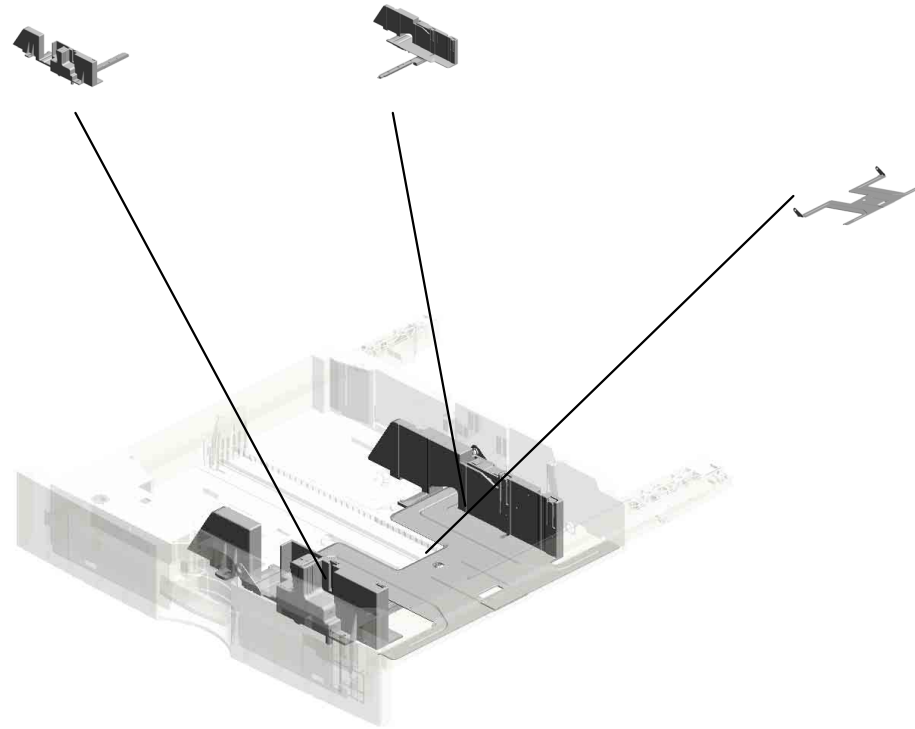
U001	U002	U003	U004	U005	U006	U007	U008	U009	U010	U011	U012	U013	U014	U015	U016	U017	U018	U019	U020	U021
------	------	------	------	------	-------------	------	------	------	------	------	------	------	------	------	------	------	------	------	------	------

U006_S001.PAPER TRAY:NO.2:ASS'Y

U006 S001 S001
B2232920
FRONT SIDE FENCE

U006 S001 S002
B2232930
REAR SIDE FENCE

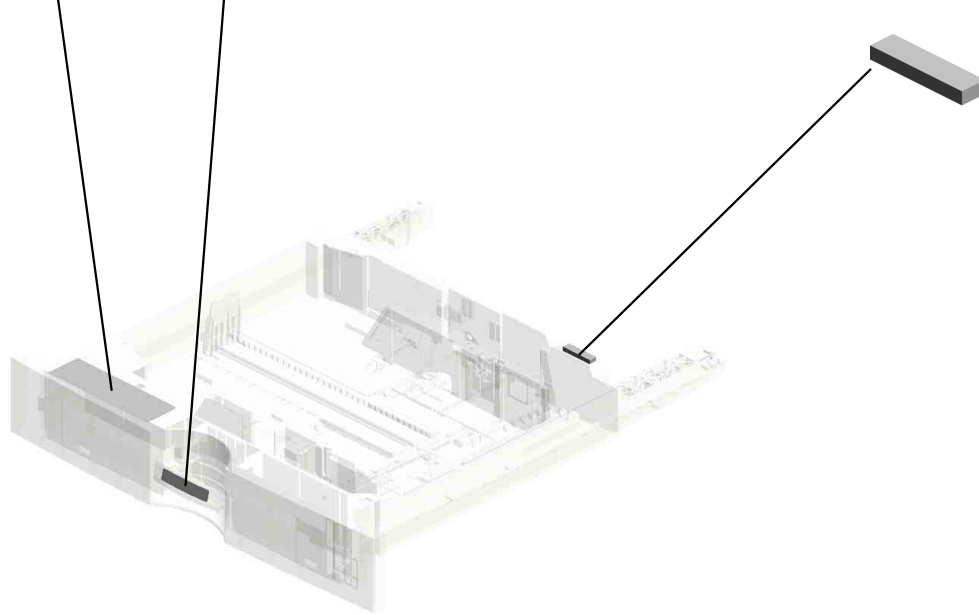
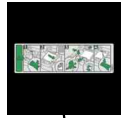
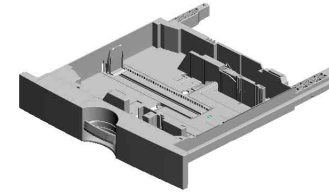
U006 S001 S003
D0892940
TRAY BOTTOM PLATE:ASS'Y



U001	U002	U003	U004	U005	U006	U007	U008	U009	U010	U011	U012	U013	U014	U015	U016	U017	U018	U019	U020	U021
------	------	------	------	------	-------------	------	------	------	------	------	------	------	------	------	------	------	------	------	------	------

U006
Paper Tray(2nd)

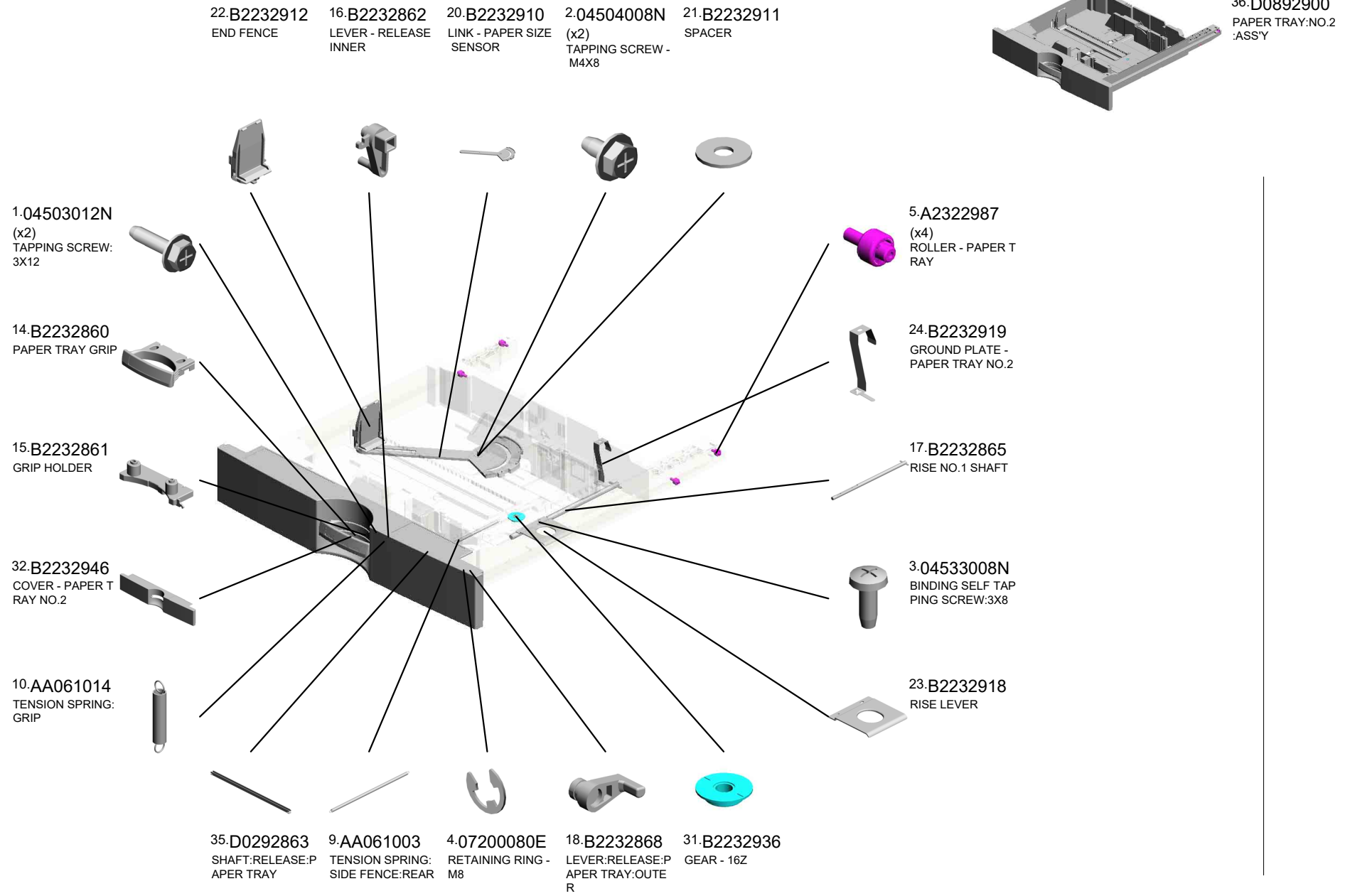
33.B2382523 34.B2382527
DECAL - PAPER S ET DIRECTION NO. 2
DECAL - GRIP



13.B1802782
SEAL:TRAY

U001	U002	U003	U004	U005	U006	U007	U008	U009	U010	U011	U012	U013	U014	U015	U016	U017	U018	U019	U020	U021
------	------	------	------	------	-------------	------	------	------	------	------	------	------	------	------	------	------	------	------	------	------

U006_S001
PAPER TRAY:NO.2:ASS'Y



U006_S001_S001
FRONT SIDE FENCE

26.B2232923
STOPPER LEVER -
FRONT

25.B2232920
FRONT SIDE FENC
E

12.B0042923
SPRING PLATE - R
ELEASE LEVER

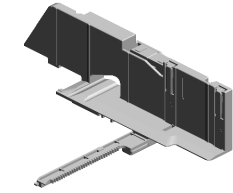
30.B2232935
PLATE - SIDE FEN
CE RIGHT

29.B2232934
PLATE - SIDE FEN
CE

U001	U002	U003	U004	U005	U006	U007	U008	U009	U010	U011	U012	U013	U014	U015	U016	U017	U018	U019	U020	U021
------	------	------	------	------	-------------	------	------	------	------	------	------	------	------	------	------	------	------	------	------	------

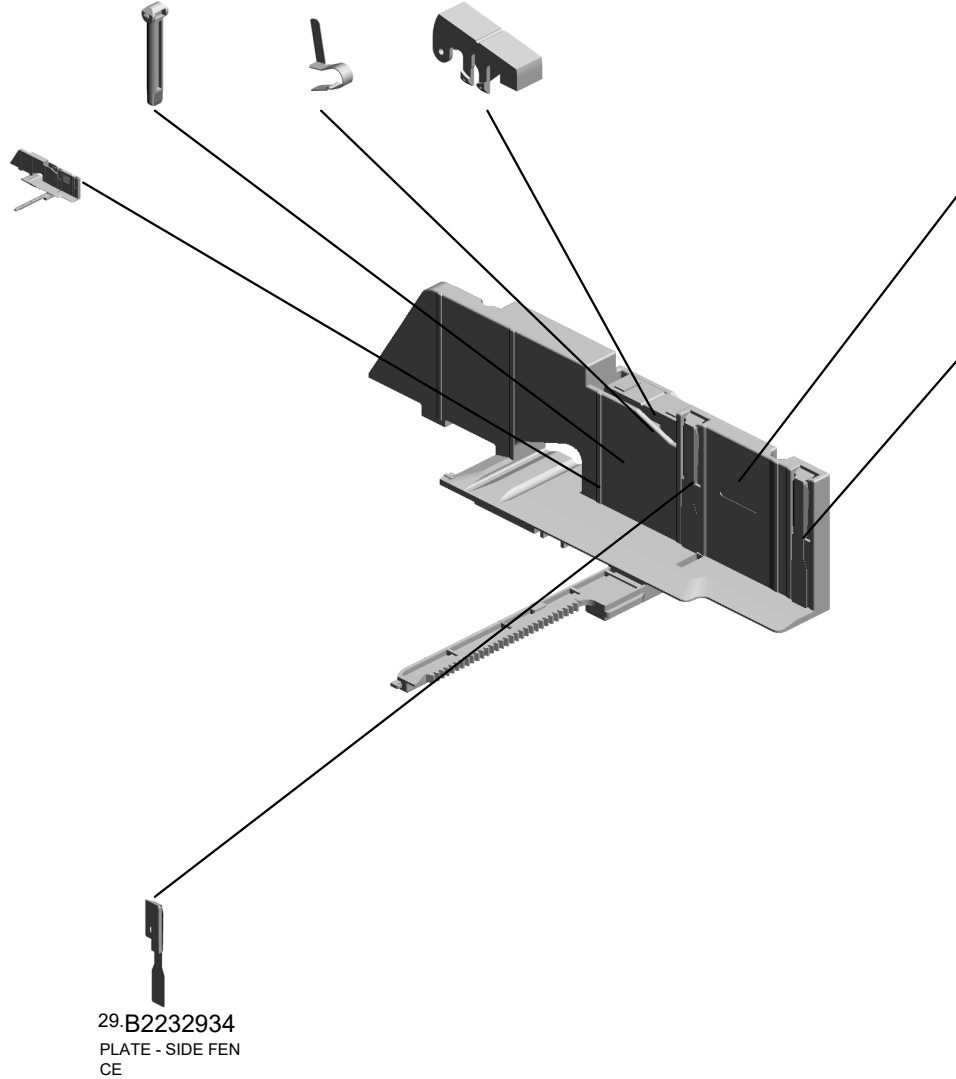
U006_S001_S002
 REAR SIDE FENCE

7.A2672859 SIDE FENCE STOP
 PER
 6.A2672857 SPRING PLATE - SI
 DE FENCE
 8.A2672860 REAR LEVER STO
 PPER



27.B2232930
 REAR SIDE FENCE

28.B2232932
 SIDE FENCE:REAR
 :UNIVERSAL:NO.2



19.B2232873
 DECAL - SIDE FEN
 CE REAR

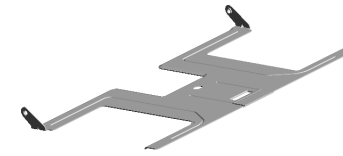
30.B2232935
 PLATE - SIDE FEN
 CE RIGHT

29.B2232934
 PLATE - SIDE FEN
 CE

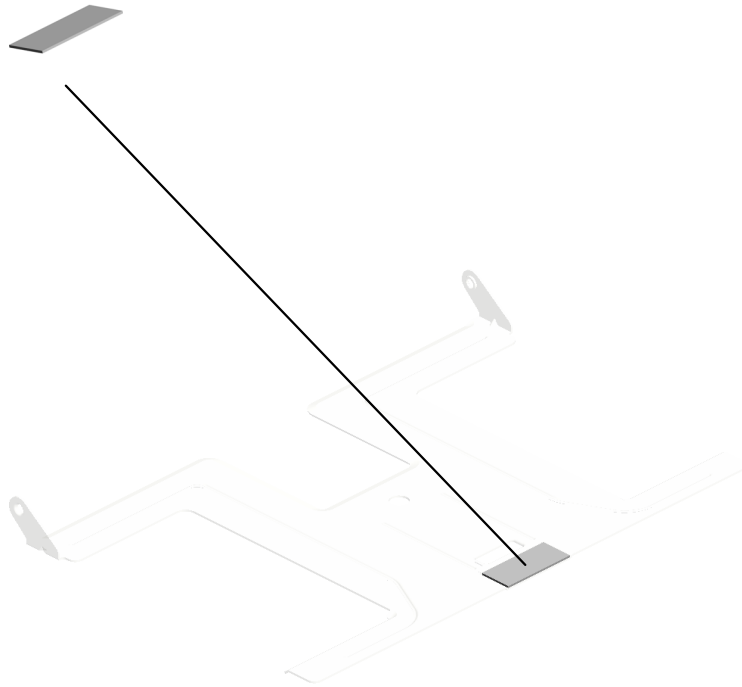
U001	U002	U003	U004	U005	U006	U007	U008	U009	U010	U011	U012	U013	U014	U015	U016	U017	U018	U019	U020	U021
------	------	------	------	------	------	------	------	------	------	------	------	------	------	------	------	------	------	------	------	------

U006_S001_S003
TRAY BOTTOM PLATE:ASS'Y

11:AF033010
PAD



37:D0892940
TRAY BOTTOM PL
ATE:ASS'Y




U001	U002	U003	U004	U005	U006	U007	U008	U009	U010	U011	U012	U013	U014	U015	U016	U017	U018	U019	U020	U021
------	------	------	------	------	-------------	------	------	------	------	------	------	------	------	------	------	------	------	------	------	------

U007.Paper Feed

U007 S002
D0892750
PAPER FEED UNIT




U007 S001
D0892750
PAPER FEED UNIT



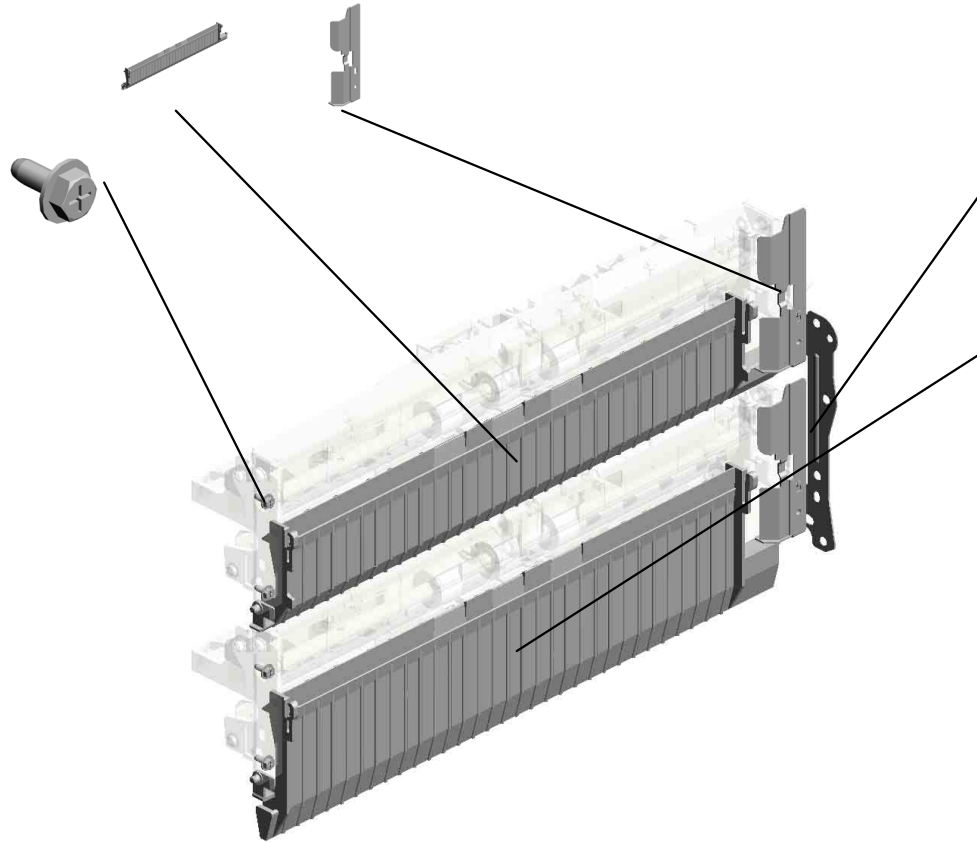
U001	U002	U003	U004	U005	U006	U007	U008	U009	U010	U011	U012	U013	U014	U015	U016	U017	U018	U019	U020	U021
------	------	------	------	------	------	------	------	------	------	------	------	------	------	------	------	------	------	------	------	------

U007 Paper Feed

39.D0092836 37.B2232848
GUIDE PLATE (x2)
COVER:HARNESS



3.04543008Q
(x4)
TAPPING SCREW:
3X8

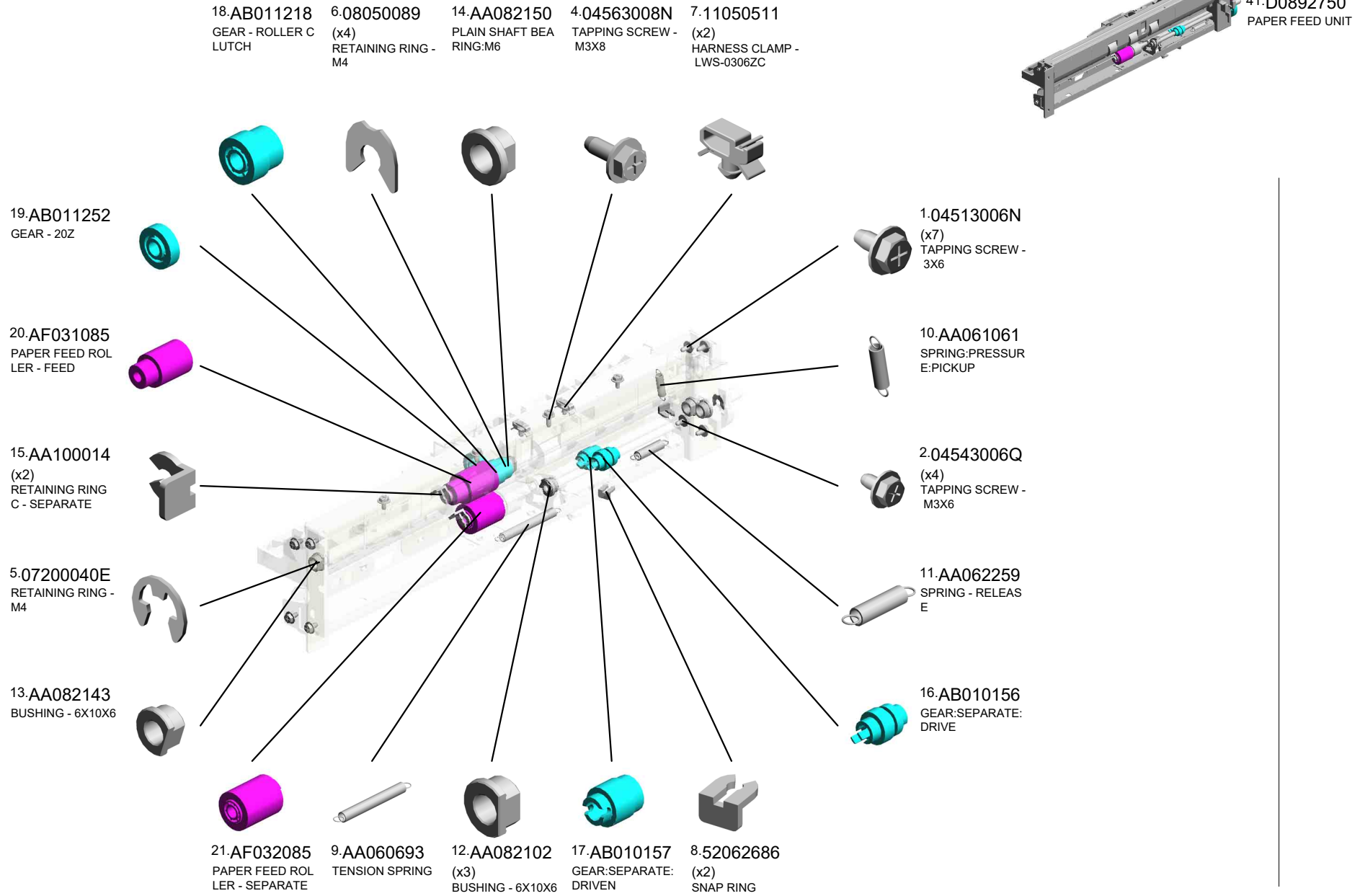
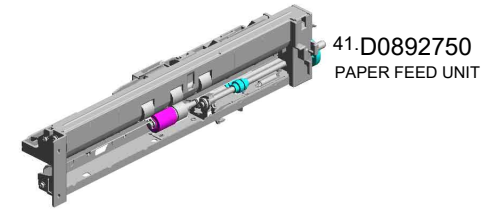


36.B2232846
BRACKET:COVER:
HARNESS

40.D0092841
GUIDE PLATE - NO
.2

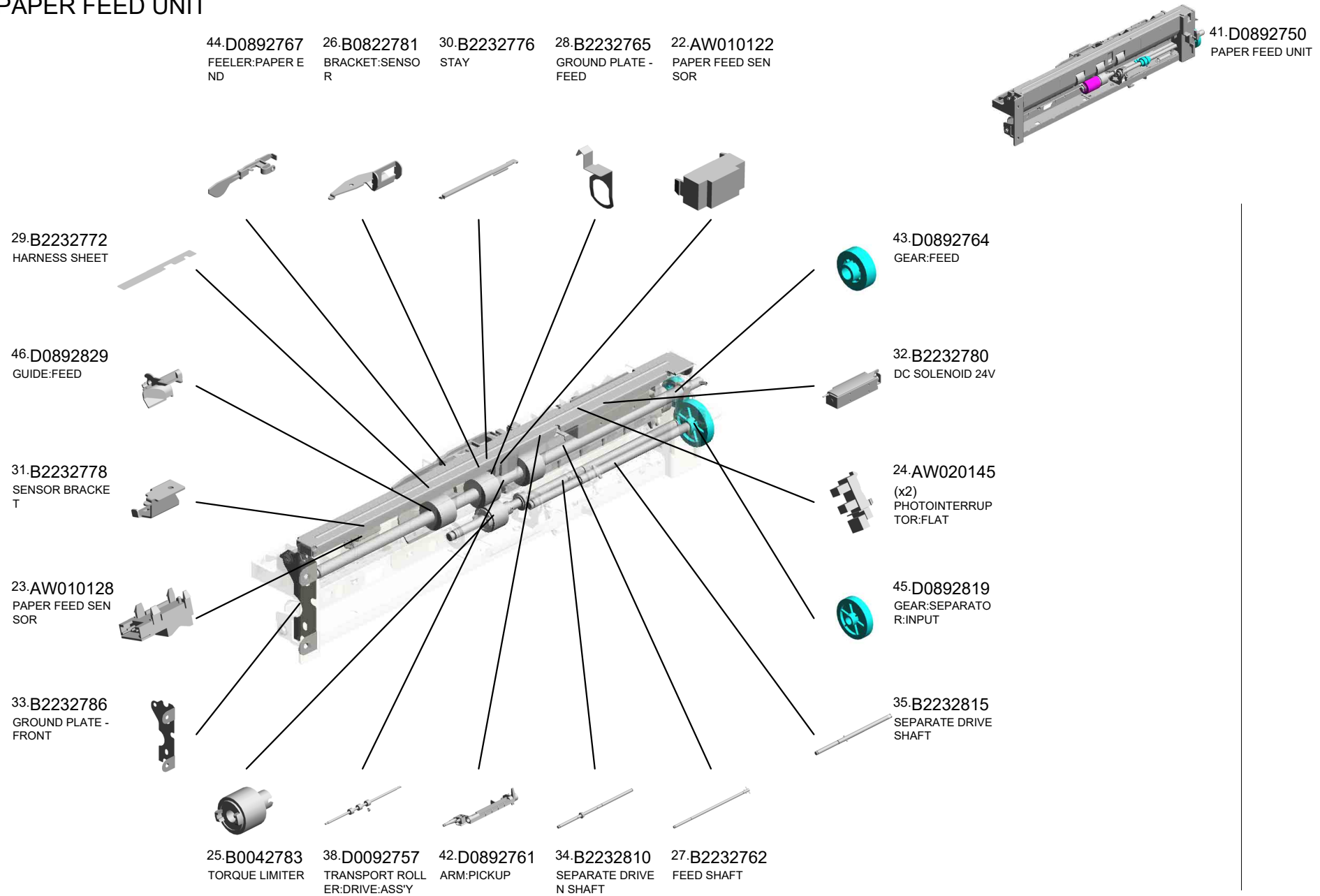
U001	U002	U003	U004	U005	U006	U007	U008	U009	U010	U011	U012	U013	U014	U015	U016	U017	U018	U019	U020	U021
------	------	------	------	------	------	-------------	------	------	------	------	------	------	------	------	------	------	------	------	------	------

U007_S001 PAPER FEED UNIT



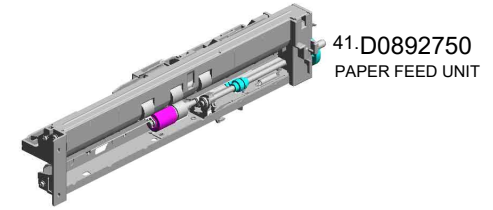
U001	U002	U003	U004	U005	U006	U007	U008	U009	U010	U011	U012	U013	U014	U015	U016	U017	U018	U019	U020	U021
------	------	------	------	------	------	------	------	------	------	------	------	------	------	------	------	------	------	------	------	------

U007_S001 PAPER FEED UNIT

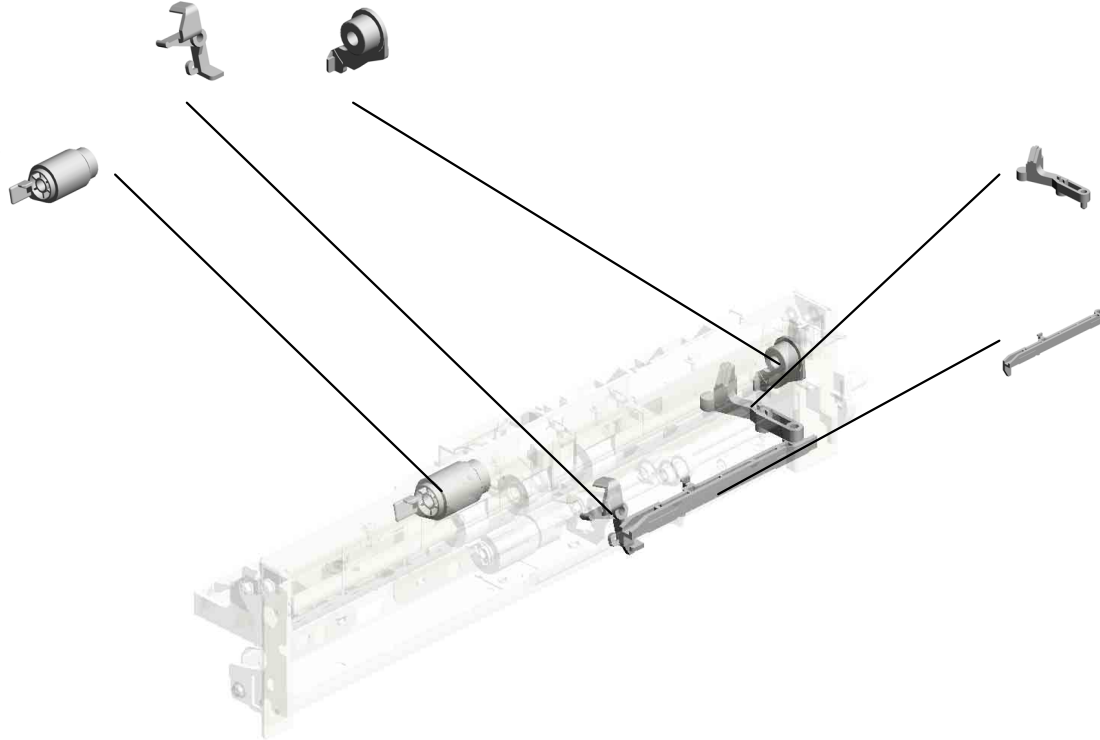


U007_S001
PAPER FEED UNIT

49.G0652774 48.G0652767
PRESSURE LEVER LEVER - FEED



47.D0892830
PAPER FEED BELT
:PICKUP:ASS'Y

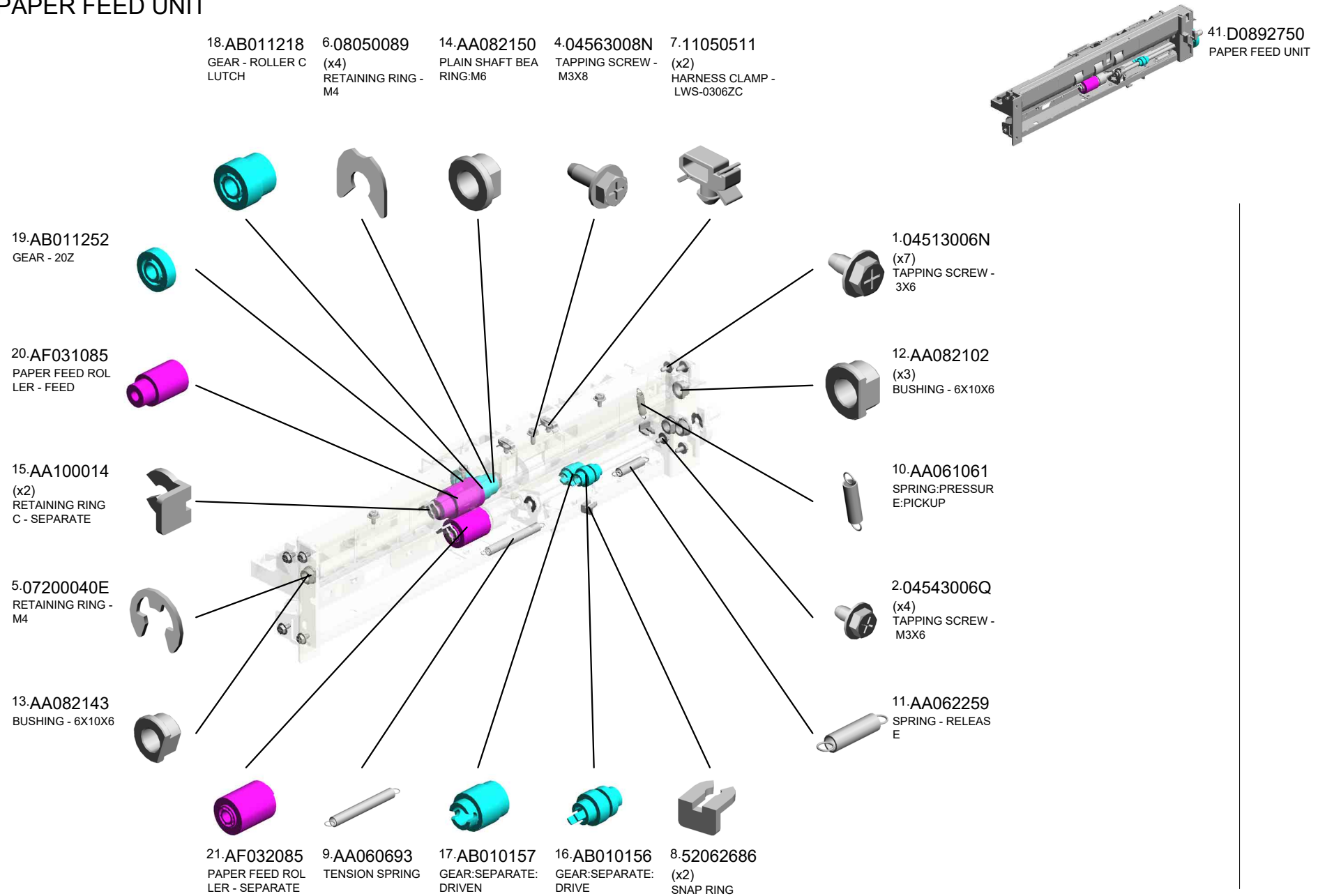


51.G0652776
RELEASE LEVER

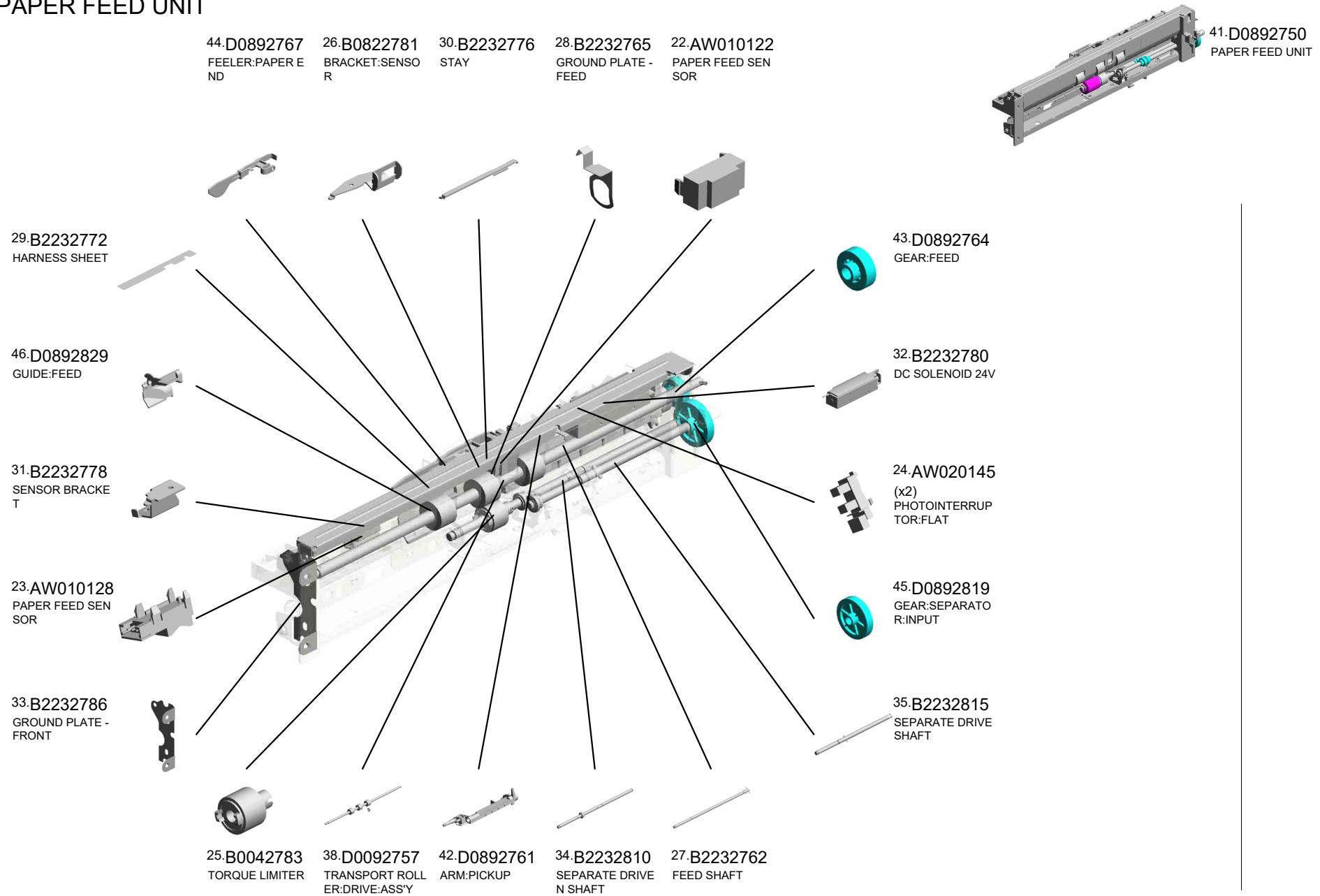
50.G0652775
LINK LEVER

U001	U002	U003	U004	U005	U006	U007	U008	U009	U010	U011	U012	U013	U014	U015	U016	U017	U018	U019	U020	U021
------	------	------	------	------	------	------	------	------	------	------	------	------	------	------	------	------	------	------	------	------

U007_S002 PAPER FEED UNIT

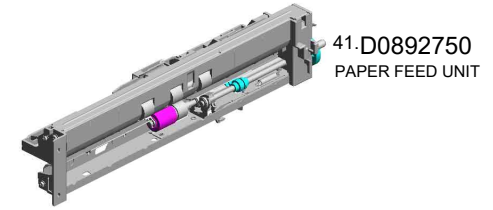


U007_S002 PAPER FEED UNIT

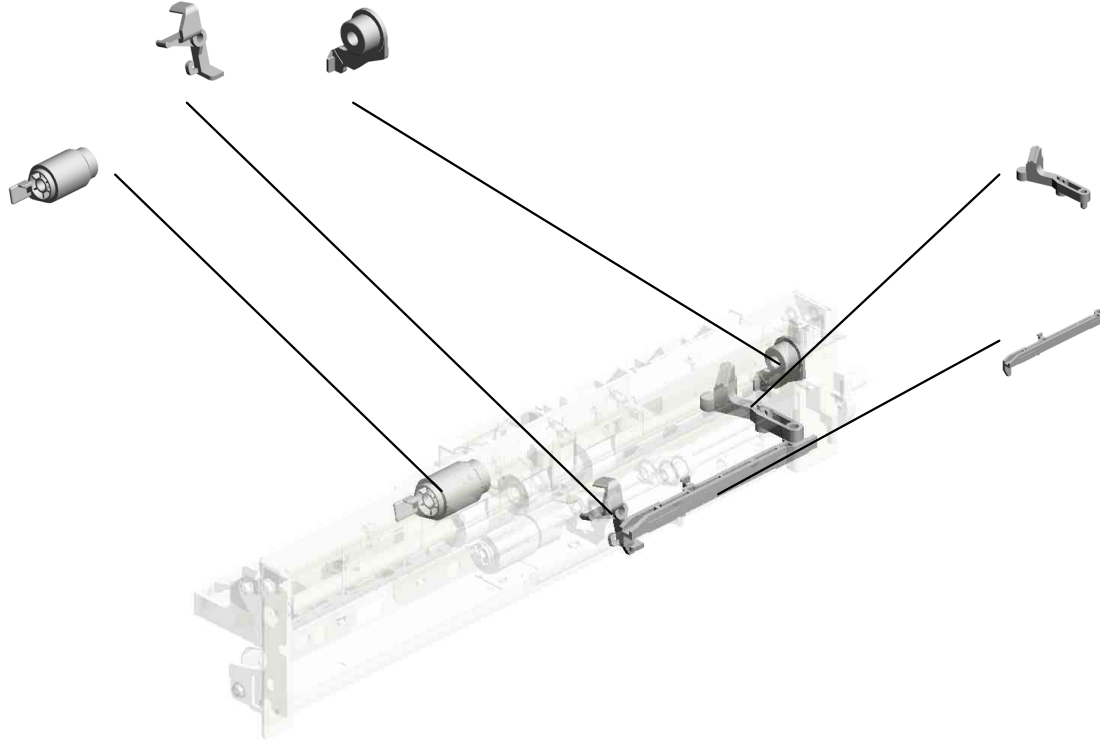


U007_S002
PAPER FEED UNIT

49.G0652774 48.G0652767
PRESSURE LEVER LEVER - FEED



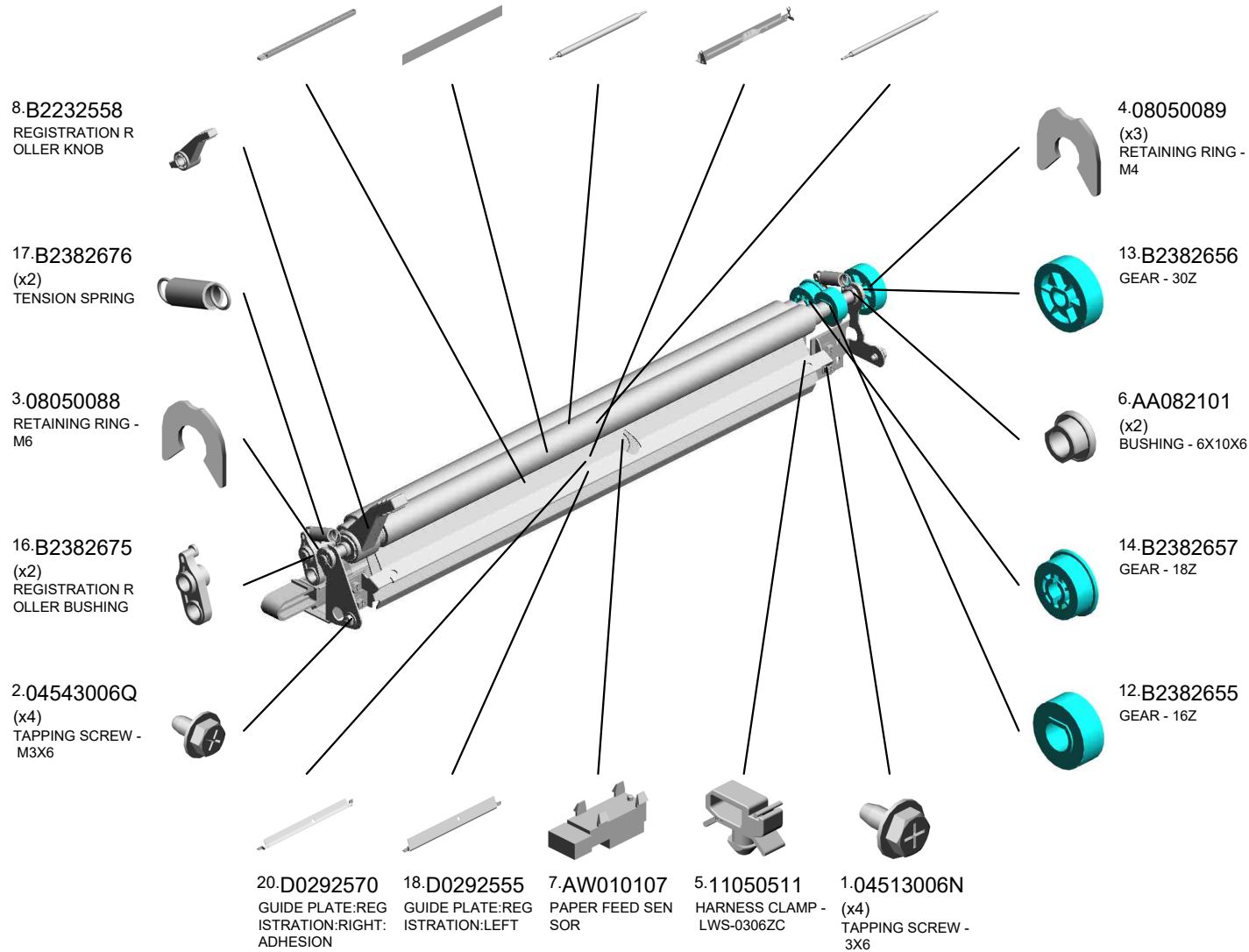
47.D0892830
PAPER FEED BELT
:PICKUP:ASS'Y



U001	U002	U003	U004	U005	U006	U007	U008	U009	U010	U011	U012	U013	U014	U015	U016	U017	U018	U019	U020	U021
------	------	------	------	------	------	------	------	------	------	------	------	------	------	------	------	------	------	------	------	------

U008 Paper Registration

- 9.B2382615 CASE - REMOVE PAPER DUST
- 10.B2382622 COVER - REMOVE PAPER DUST
- 15.B2382661 REGISTRATION ROLLER - DRIVEN
- 19.D0292556 STAY:REGISTRATION
- 11.B2382652 REGISTRATION ROLLER - DRIVE



U008
Paper Registration

21.D0892560
BRACKET:CLEANE
R



U001	U002	U003	U004	U005	U006	U007	U008	U009	U010	U011	U012	U013	U014	U015	U016	U017	U018	U019	U020	U021
------	------	------	------	------	------	------	-------------	------	------	------	------	------	------	------	------	------	------	------	------	------

U009.Tonner Supply

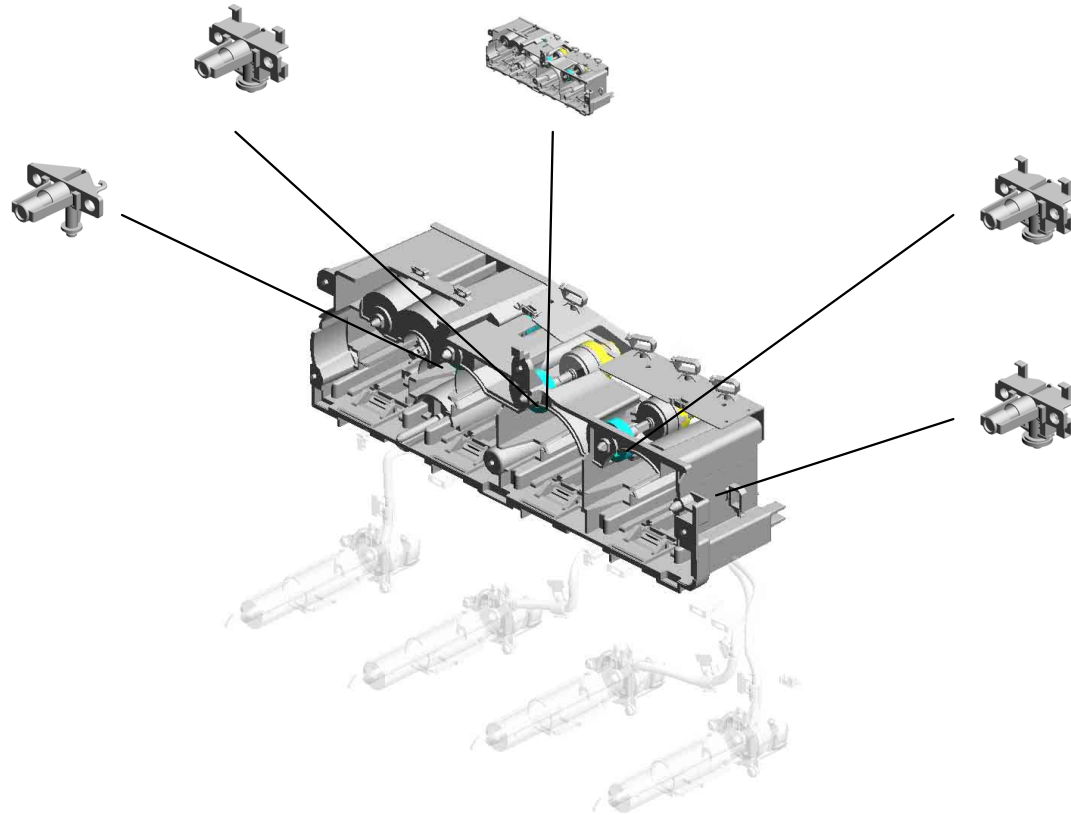
U009 S001
D0893205
NOZZLE:COLOR:ASS'Y

U009 S005
D0893495
DRIVE UNIT:TONER SUPPLY

U009 S004
D0893286
NOZZLE:BK:ASS'Y

U009 S002
D0893205
NOZZLE:COLOR:ASS'Y

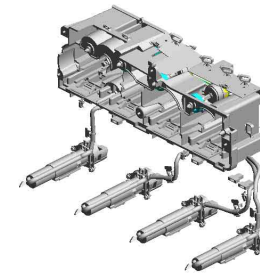
U009 S003
D0893205
NOZZLE:COLOR:ASS'Y



U001	U002	U003	U004	U005	U006	U007	U008	U009	U010	U011	U012	U013	U014	U015	U016	U017	U018	U019	U020	U021
------	------	------	------	------	------	------	------	------	------	------	------	------	------	------	------	------	------	------	------	------

U009 Tonner Supply

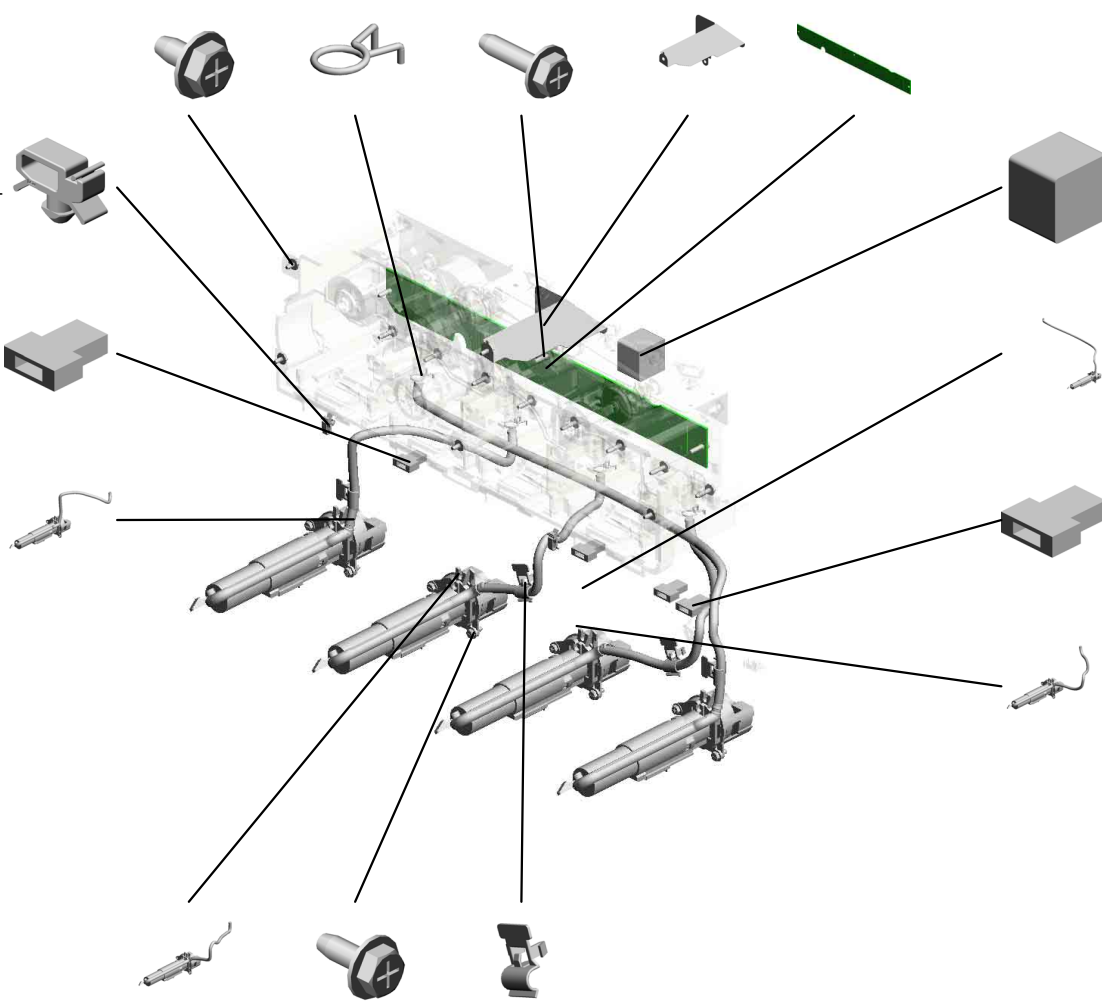
- 2.04513006N (x5) TAPPING SCREW - 3X6
- 17.B2233209 (x4) TUBE CLIP
- 1.04503012N (x12) TAPPING SCREW: 3X12
- 36.D0893470 GROUND PLATE:R FID
- 38.D0895177 PCB:RFID



- 9.11050511 (x2) HARNESS CLAMP - LWS-0306ZC

- 6.11026245 (x3) RELAY CONNECT OR - 2P

- 26.D0293222 PUMP UNIT:Y:C2:A SS'Y



- 29.D0293471 GASKET:RFID

- 25.D0293221 PUMP UNIT:BK:C2: ASS'Y

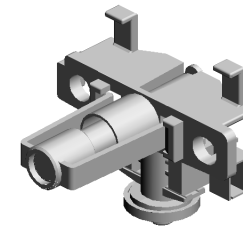
- 7.11026259 CONNECTOR - 2P

- 28.D0293224 PUMP UNIT:M:C2:A SS'Y

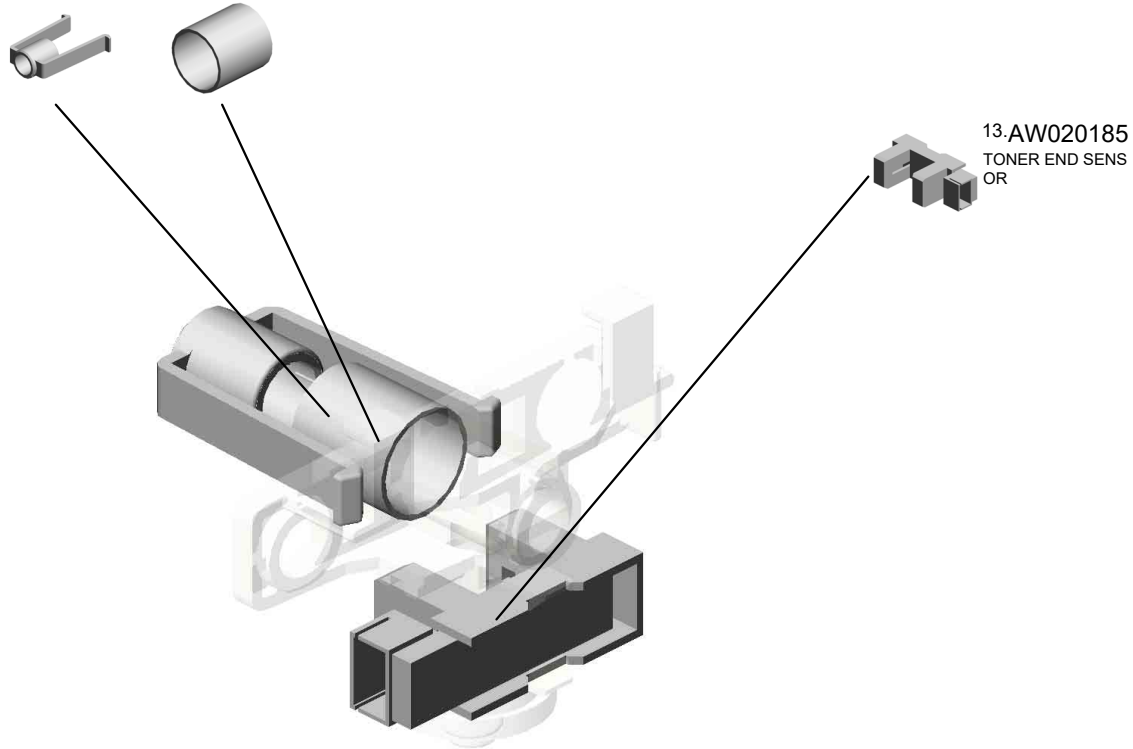
- 27.D0293223 PUMP UNIT:C:C2:A SS'Y
- 3.04513008N (x8) TAPPING SCREW - M3X8
- 14.B2233206 (x4) TUBE CLAMP

U009_S001
NOZZLE:COLOR:ASS'Y

15.B2233207 SHUTTER:NOZZLE
16.B2233208 SPRING:SHUTTER:
NOZZLE



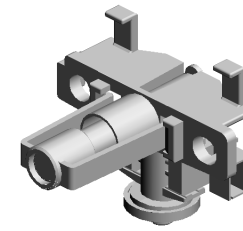
30.D0893205
NOZZLE:COLOR:A
SS'Y



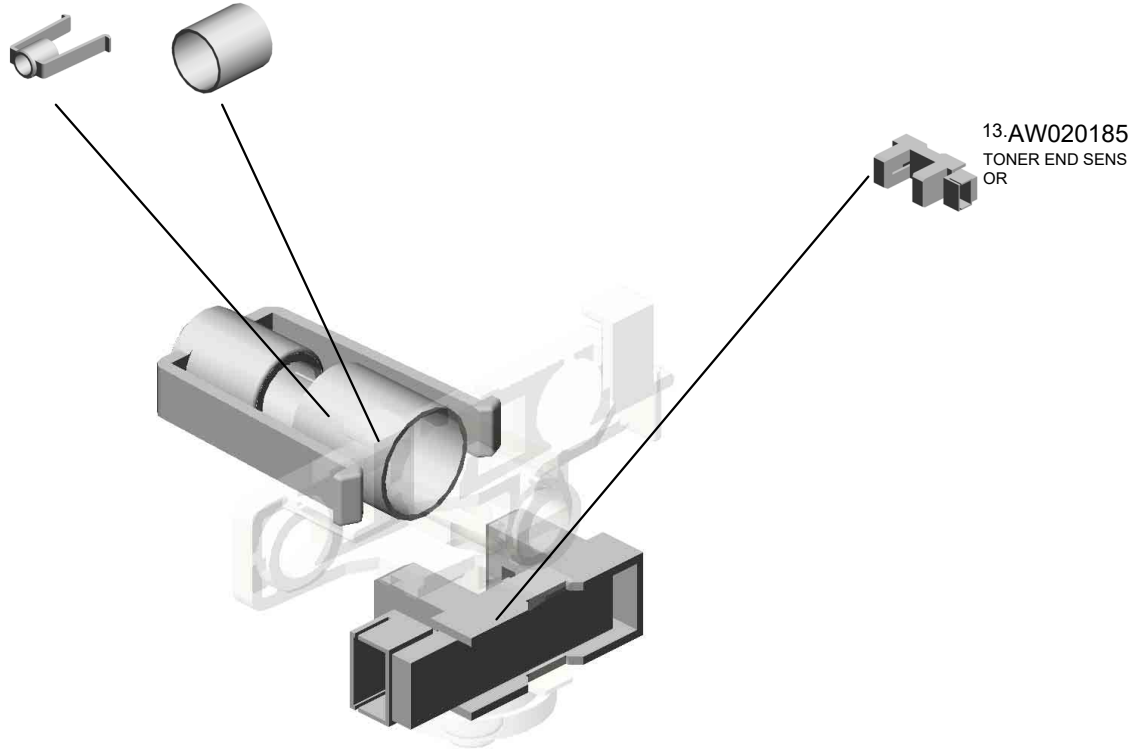
U001	U002	U003	U004	U005	U006	U007	U008	U009	U010	U011	U012	U013	U014	U015	U016	U017	U018	U019	U020	U021
------	------	------	------	------	------	------	------	------	------	------	------	------	------	------	------	------	------	------	------	------

U009_S002
NOZZLE:COLOR:ASS'Y

15.B2233207 SHUTTER:NOZZLE
16.B2233208 SPRING:SHUTTER:
NOZZLE



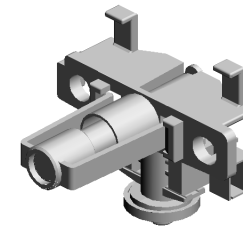
30.D0893205
NOZZLE:COLOR:A
SS'Y



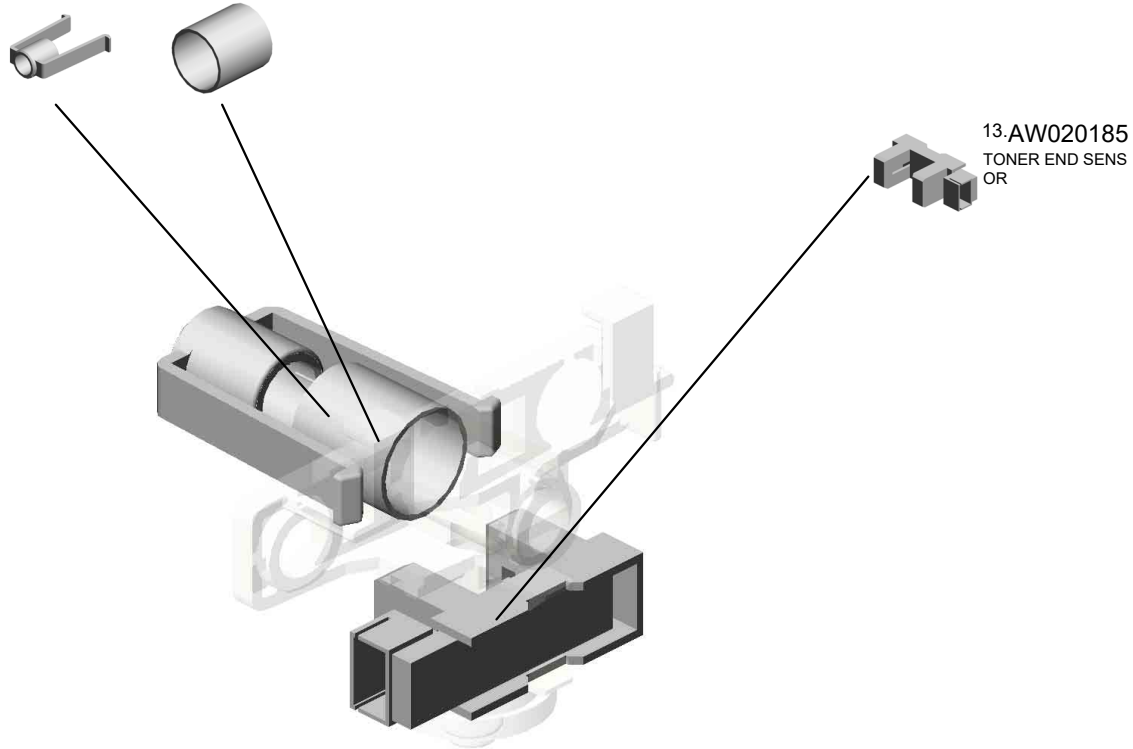
U001	U002	U003	U004	U005	U006	U007	U008	U009	U010	U011	U012	U013	U014	U015	U016	U017	U018	U019	U020	U021
------	------	------	------	------	------	------	------	------	------	------	------	------	------	------	------	------	------	------	------	------

U009_S003
NOZZLE:COLOR:ASS'Y

15.B2233207 SHUTTER:NOZZLE
16.B2233208 SPRING:SHUTTER:
NOZZLE



30.D0893205
NOZZLE:COLOR:A
SS'Y




13.AW020185
TONER END SENS
OR

U001	U002	U003	U004	U005	U006	U007	U008	U009	U010	U011	U012	U013	U014	U015	U016	U017	U018	U019	U020	U021
------	------	------	------	------	------	------	------	------	------	------	------	------	------	------	------	------	------	------	------	------

U009_S004
NOZZLE:BK:ASS'Y

15.B2233207
SHUTTER:NOZZLE



31.D0893286
NOZZLE:BK:ASS'Y

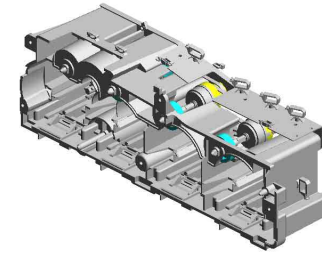


16.B2233208
SPRING:SHUTTER:
NOZZLE



U001	U002	U003	U004	U005	U006	U007	U008	U009	U010	U011	U012	U013	U014	U015	U016	U017	U018	U019	U020	U021
------	------	------	------	------	------	------	------	------	------	------	------	------	------	------	------	------	------	------	------	------

U009_S005
DRIVE UNIT:TONER SUPPLY



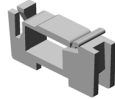
37.D0893495
DRIVE UNIT:TONER SUPPLY

- 9.11050511 (x2) HARNESS CLAMP - LWS-0306ZC
- 35.D0893426 (x3) SHAFT:DRIVE:DRIVE UNIT:YCM
- 12.AA082101 (x8) BUSHING - 6X10X6
- 5.07200040E (x14) RETAINING RING - M4
- 23.B2233463 (x4) GEAR:TONER BOTTLE:DRIVE

22.B2233462 (x2) PULLEY:TONER BOTTLE:CM



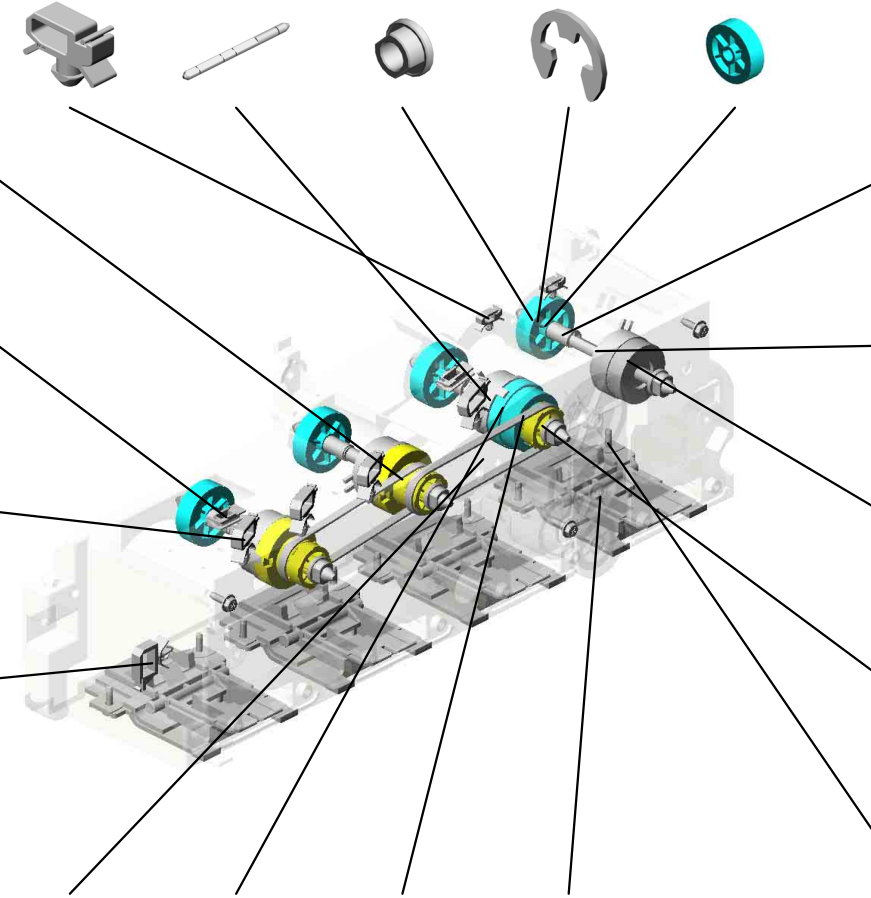
11.11050723 (x2) CLAMPS:WES-0507



10.11050683 (x4) CLAMP:LWSR-051S



8.11050508 HARNESS CLAMP - LWS-0711



19.B2233428 (x4) SPRING:DRIVE UNIT:TONER BOTTLE




34.D0893424 SHAFT:DRIVE:DRIVE UNIT:BK




32.D0893407 MAGNETIC CLUTCH:TONER BOTTLE:BK:ASSY




21.B2233461 (x3) PULLEY:TONER BOTTLE:YC



4.04563010N (x11) TAPPING SCREW - M3X10



20.B2233441 (x2) TIMING BELT:TONER BOTTLE



33.D0893408 (x3) MAGNETIC CLUTCH:TONER BOTTLE:YCM:ASSY



24.B2233464 GEAR:MAGNETIC CLUTCH:Y



18.B2233334 (x4) HOLDER:STOPPER:SHUTTER:ASSY



U010.PCDU

U010 S003
D0892222
PCU:C:ASS'Y



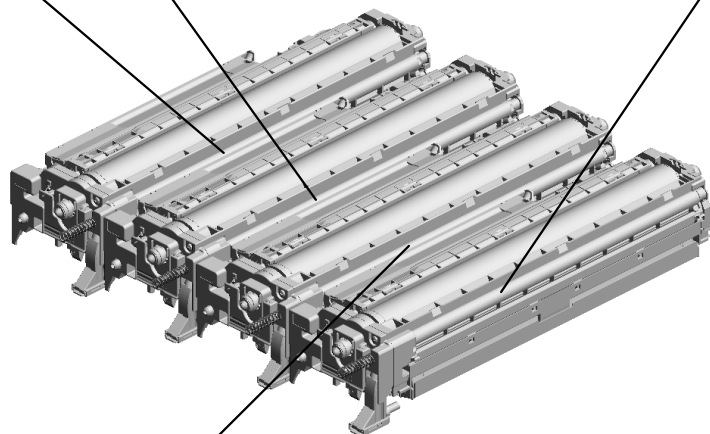
U010 S004
D0892223
PCU:Y:ASS'Y



U010 S001
D0892210
PCU:K:ASS'Y




U010 S002
D0892221
PCU:M:ASS'Y



U001	U002	U003	U004	U005	U006	U007	U008	U009	U010	U011	U012	U013	U014	U015	U016	U017	U018	U019	U020	U021
------	------	------	------	------	------	------	------	------	------	------	------	------	------	------	------	------	------	------	------	------

U010
PCDU



13.D0899640
DEVELOPER - K



14.D0899660
DEVELOPER - C




15.D0899670
DEVELOPER - M



16.D0899680
DEVELOPER - Y


U010_S001
PCU:K:ASS'Y

23.D0893070
DEVELOPMENT U
NIT:BK:ASS'Y
201804-01 O/O



6.D0892210
PCU:K:ASS'Y
201209-01 O/O

7.D0892250
DRUM - K



1.07200040E
RETAINING RING -
M4




2.AA084000
BUSHING: DIA6



U001	U002	U003	U004	U005	U006	U007	U008	U009	U010	U011	U012	U013	U014	U015	U016	U017	U018	U019	U020	U021
------	------	------	------	------	------	------	------	------	------	------	------	------	------	------	------	------	------	------	------	------


U010_S002
PCU:M:ASS'Y

10.D0893020 8.D0892251
DEVELOPMENT U DRUM - CMY
NIT - M



20.D0892221
[A]
PCU:M:ASS'Y
201504-01 O/O

18.GA003031
DECAL - SHIELDIN
G PLATE M



1.07200040E
RETAINING RING -
M4



2.AA084000
BUSHING:DIA6




D0892201
[A]
PCDU - M
201504-01 O/O

U001	U002	U003	U004	U005	U006	U007	U008	U009	U010	U011	U012	U013	U014	U015	U016	U017	U018	U019	U020	U021
------	------	------	------	------	------	------	------	------	------	------	------	------	------	------	------	------	------	------	------	------


U010_S003
PCU:C:ASS'Y

11.D0893030 8.D0892251
DEVELOPMENT U DRUM - CMY
NIT - C



21.D0892222
[A]
PCU:C:ASS'Y
201504-02 O/O

19.GA003032
DECAL - SHIELDIN
G PLATE C



1.07200040E
RETAINING RING -
M4



2.AA084000
BUSHING:DIA6




D0892202
[A]
PCDU - C
201504-02 O/O

U001	U002	U003	U004	U005	U006	U007	U008	U009	U010	U011	U012	U013	U014	U015	U016	U017	U018	U019	U020	U021
------	------	------	------	------	------	------	------	------	------	------	------	------	------	------	------	------	------	------	------	------


U010_S004
PCU:Y:ASS'Y

12.D0893040 8.D0892251
DEVELOPMENT U DRUM - CMY
NIT - Y



22.D0892223
[A]
PCU:Y:ASS'Y
201504-03 O/O

17.GA003030
DECAL - SHIELDIN
G PLATE Y



1.07200040E
RETAINING RING -
M4



2.AA084000
BUSHING:DIA6

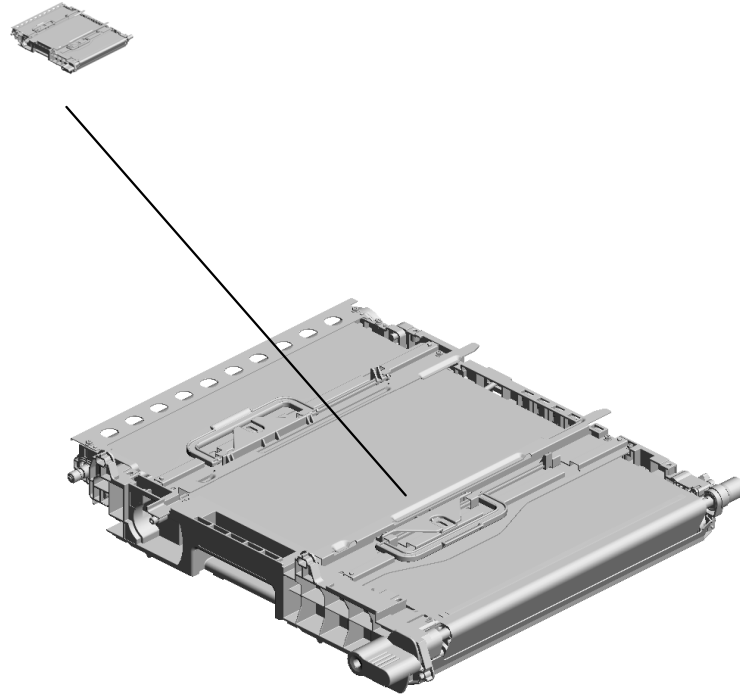


D0892203
[A]
PCDU - Y
201504-03 O/O

U001	U002	U003	U004	U005	U006	U007	U008	U009	U010	U011	U012	U013	U014	U015	U016	U017	U018	U019	U020	U021
------	------	------	------	------	------	------	------	------	------	------	------	------	------	------	------	------	------	------	------	------


U011.ITB Unit

U011 S001
D0896011
ITB UNIT



U001	U002	U003	U004	U005	U006	U007	U008	U009	U010	U011	U012	U013	U014	U015	U016	U017	U018	U019	U020	U021
------	------	------	------	------	------	------	------	------	------	------	------	------	------	------	------	------	------	------	------	------


U011
ITB Unit



U001	U002	U003	U004	U005	U006	U007	U008	U009	U010	U011	U012	U013	U014	U015	U016	U017	U018	U019	U020	U021
------	------	------	------	------	------	------	------	------	------	------	------	------	------	------	------	------	------	------	------	------

U011_S001
ITB UNIT

7.G1896199
SPRING:LEVER:RI
GHT:INTERMEDIAT
E TRANSFER
201707-01 X/O




6.D0896011
ITB UNIT


2.B2236085
STOPPER:RIGHT:I
TB



3.B2236109
LEVER:RIGHT:ITB





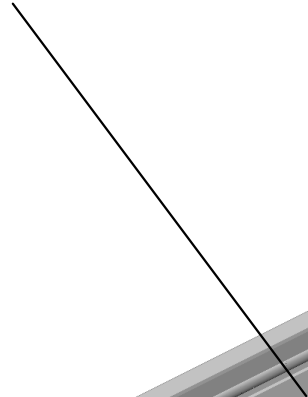
5.D1446091
TRANSFER BELT:N
:C3:ASS'Y
201206-02 O/O



U001	U002	U003	U004	U005	U006	U007	U008	U009	U010	U011	U012	U013	U014	U015	U016	U017	U018	U019	U020	U021
------	------	------	------	------	------	------	------	------	------	------	------	------	------	------	------	------	------	------	------	------

U012
ITB Cleaning

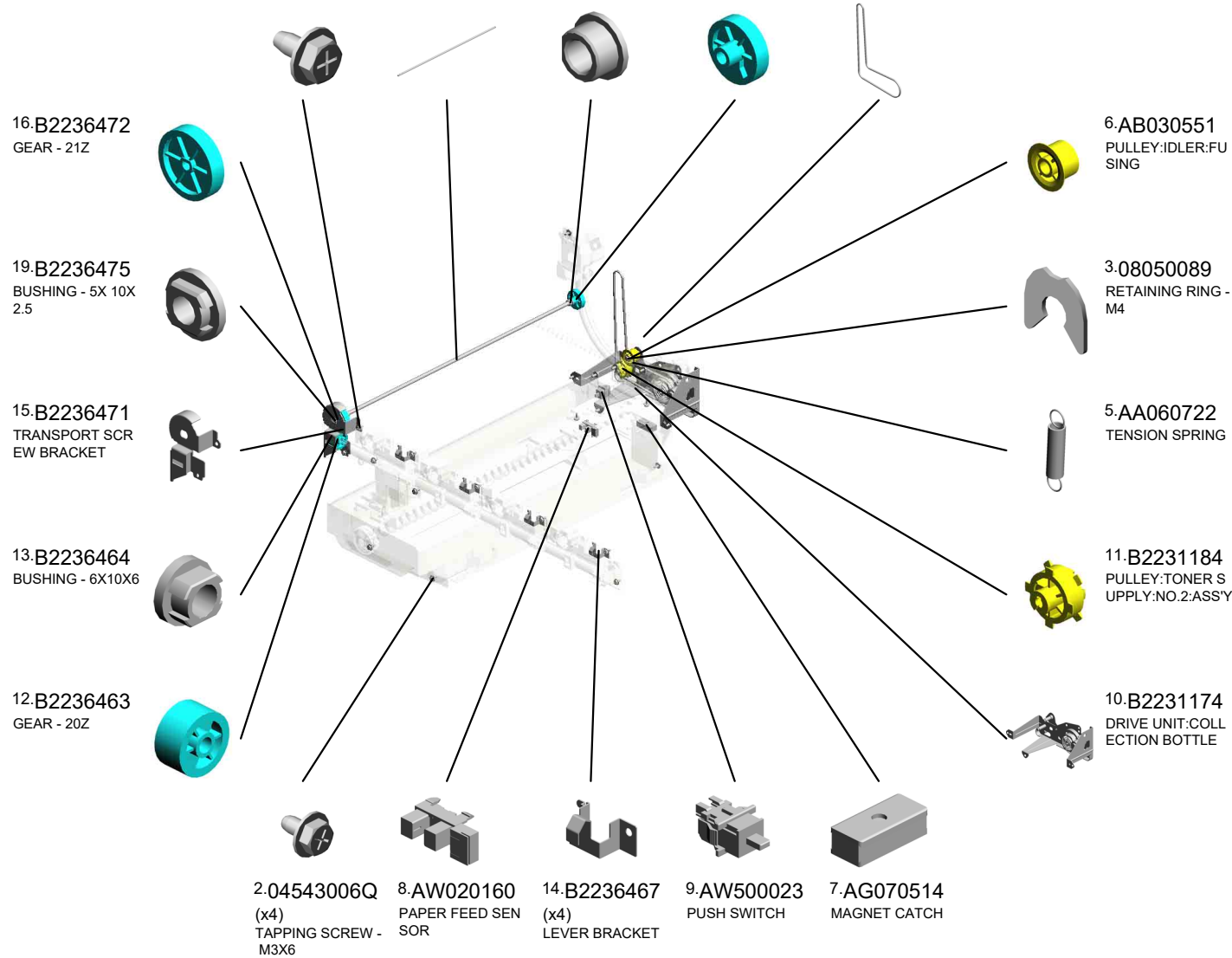
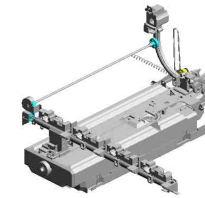
1.D0896022
CLEANING UNIT:IN
TERMEDIATE TRA
NSFER:ASS'Y
201210-01 O/O



U001	U002	U003	U004	U005	U006	U007	U008	U009	U010	U011	U012	U013	U014	U015	U016	U017	U018	U019	U020	U021
------	------	------	------	------	------	------	------	------	------	------	------	------	------	------	------	------	------	------	------	------

U013 Used Toner

- 1.04513006N (x18) TAPPING SCREW - 3X6
- 17.B2236473 TRANSPORT SCREW SHAFT
- 20.B2236476 (x2) BUSHING - DIA5
- 18.B2236474 GEAR - 29Z
- 4.AA043583 TIMING BELT - S2 M460




U013 Used Toner


26.D0896509
WASTE TONER BOT
TTLE

23.B2236507
SET SENSOR BRA
CKET

25.D0896481
PIPE:REAR:ASS'Y



27.D0896540
PIPE:FRONT:ASS'Y



24.D0296502
BRACKET:USED T
ONER SENSOR:C2

22.B2236503
USED TONER SEN
SOR FEELER

21.B2236496
COLLECTION BOT
TLE RAIL

U001	U002	U003	U004	U005	U006	U007	U008	U009	U010	U011	U012	U013	U014	U015	U016	U017	U018	U019	U020	U021
------	------	------	------	------	------	------	------	------	------	------	------	------	------	------	------	------	------	------	------	------

U014.Fusing

U014 S001
D0874026
(NA);FUSING UNIT:MAINTEN
ANCE:ASS'Y

U014 S002
D0874041
(C3501-TWN);FUSING UNIT:
MAINTENANCE:ASS'Y

U014 S003
D0874037
(EU/CHN/AA);FUSING UNIT:
MAINTENANCE:ASS'Y

U014 S004
D0874037
(EU/CHN/AA);FUSING UNIT:
MAINTENANCE:ASS'Y


U014 S005
D0874037
(EU/CHN/AA);FUSING UNIT:
MAINTENANCE:ASS'Y

U014 S006
D0874042
(C3001-TWN);FUSING UNIT:T
WN:MAINTENANCE:ASS'Y

U001	U002	U003	U004	U005	U006	U007	U008	U009	U010	U011	U012	U013	U014	U015	U016	U017	U018	U019	U020	U021
------	------	------	------	------	------	------	------	------	------	------	------	------	------	------	------	------	------	------	------	------

U014_S001.(NA):FUSING UNIT:MAINTENANCE:ASS'Y


U014 S001 S001
D0874181
GUIDE PLATE:FUSING EXIT:
RIGHT:ASS'Y



U001	U002	U003	U004	U005	U006	U007	U008	U009	U010	U011	U012	U013	U014	U015	U016	U017	U018	U019	U020	U021
------	------	------	------	------	------	------	------	------	------	------	------	------	------	------	------	------	------	------	------	------

U014_S002.(C3501-TWN):FUSING UNIT:MAINTENANCE:ASS'Y


U014 S002 S001
D0874181
GUIDE PLATE:FUSING EXIT:
RIGHT:ASS'Y



U001	U002	U003	U004	U005	U006	U007	U008	U009	U010	U011	U012	U013	U014	U015	U016	U017	U018	U019	U020	U021
------	------	------	------	------	------	------	------	------	------	------	------	------	------	------	------	------	------	------	------	------

U014_S003.(EU/CHN/AA):FUSING UNIT:MAINTENANCE:ASS'Y


U014 S003 S001
D0874181
GUIDE PLATE:FUSING EXIT:
RIGHT:ASS'Y



U001	U002	U003	U004	U005	U006	U007	U008	U009	U010	U011	U012	U013	U014	U015	U016	U017	U018	U019	U020	U021
------	------	------	------	------	------	------	------	------	------	------	------	------	------	------	------	------	------	------	------	------

U014_S004.(EU/CHN/AA):FUSING UNIT:MAINTENANCE:ASS'Y


U014 S004 S001
D0874181
GUIDE PLATE:FUSING EXIT:
RIGHT:ASS'Y



U001	U002	U003	U004	U005	U006	U007	U008	U009	U010	U011	U012	U013	U014	U015	U016	U017	U018	U019	U020	U021
------	------	------	------	------	------	------	------	------	------	------	------	------	------	------	------	------	------	------	------	------

U014_S005.(EU/CHN/AA):FUSING UNIT:MAINTENANCE:ASS'Y


U014 S005 S001
D0874181
GUIDE PLATE:FUSING EXIT:
RIGHT:ASS'Y



U001	U002	U003	U004	U005	U006	U007	U008	U009	U010	U011	U012	U013	U014	U015	U016	U017	U018	U019	U020	U021
------	------	------	------	------	------	------	------	------	------	------	------	------	------	------	------	------	------	------	------	------


U014_S006.(C3001-TWN):FUSING UNIT:TWN:MAINTENANCE:ASS'Y

U014 S006 S001
D0874181
GUIDE PLATE:FUSING EXIT:
RIGHT:ASS'Y



U001	U002	U003	U004	U005	U006	U007	U008	U009	U010	U011	U012	U013	U014	U015	U016	U017	U018	U019	U020	U021
------	------	------	------	------	------	------	------	------	------	------	------	------	------	------	------	------	------	------	------	------


U014
Fusing



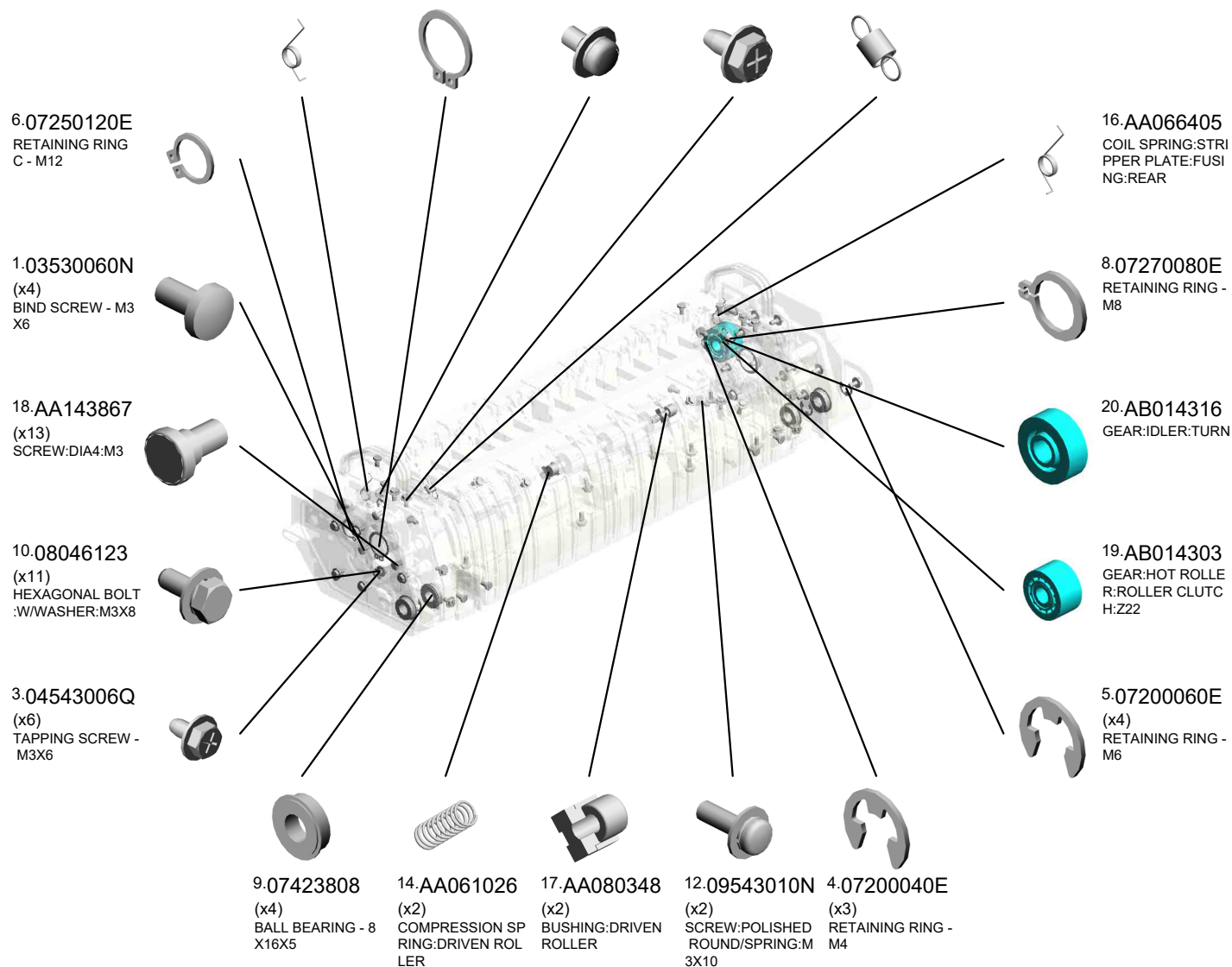
U001	U002	U003	U004	U005	U006	U007	U008	U009	U010	U011	U012	U013	U014	U015	U016	U017	U018	U019	U020	U021
------	------	------	------	------	------	------	------	------	------	------	------	------	------	------	------	------	------	------	------	------

U014_S001
(NA):FUSING UNIT:MAINTENANCE:ASS'Y

- 15.AA066404 COIL SPRING:STRIPPER PLATE:FUSING FRONT
- 7.07250170E (x2) RETAINING RING C - M17
- 11.09543006N (x2) SCREW - M3X6
- 2.03603006N (x23) SCREW - M3X6
- 13.AA060989 (x2) SPRING:FUSING EXIT:PRESSURE




47.D0874026
(NA):FUSING UNIT: MAINTENANCE:ASS'Y
201307-03 O/O

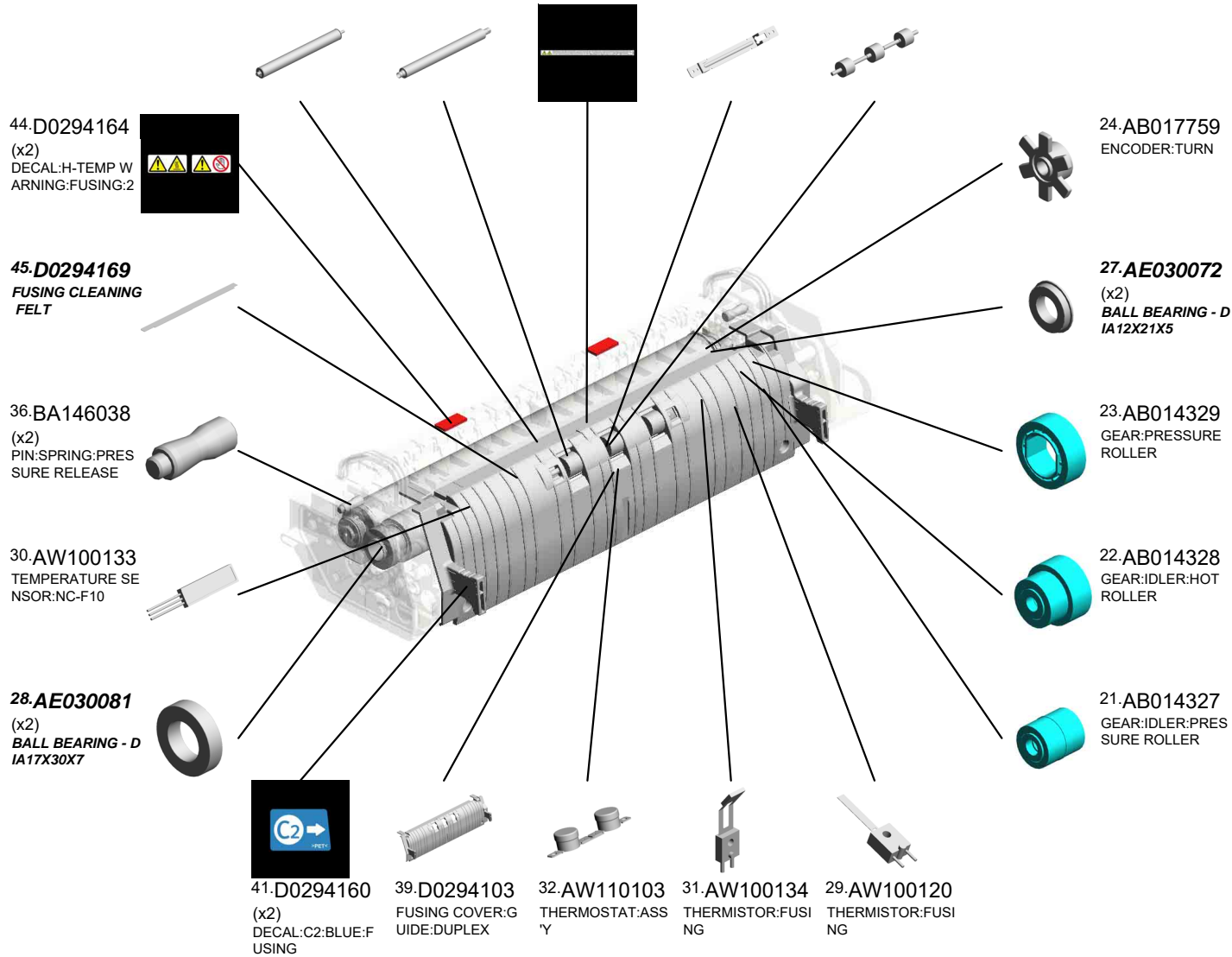


U014_S001
(NA):FUSING UNIT:MAINTENANCE:ASS'Y

- 25.AE010088 HEATING ROLLER
- 26.AE020189 PRESSURE ROLLER: DIA32 201307-02 X/O
- 43.D0294163 DECAL:WARNING (HIGH TEMPERATURE):FUSING:1
- 38.D0254238 BRACKET:DRIVEN ROLLER
- 37.D0094664 DRIVEN ROLLER




47.D0874026
(NA):FUSING UNIT: MAINTENANCE:ASS'Y
201307-03 O/O

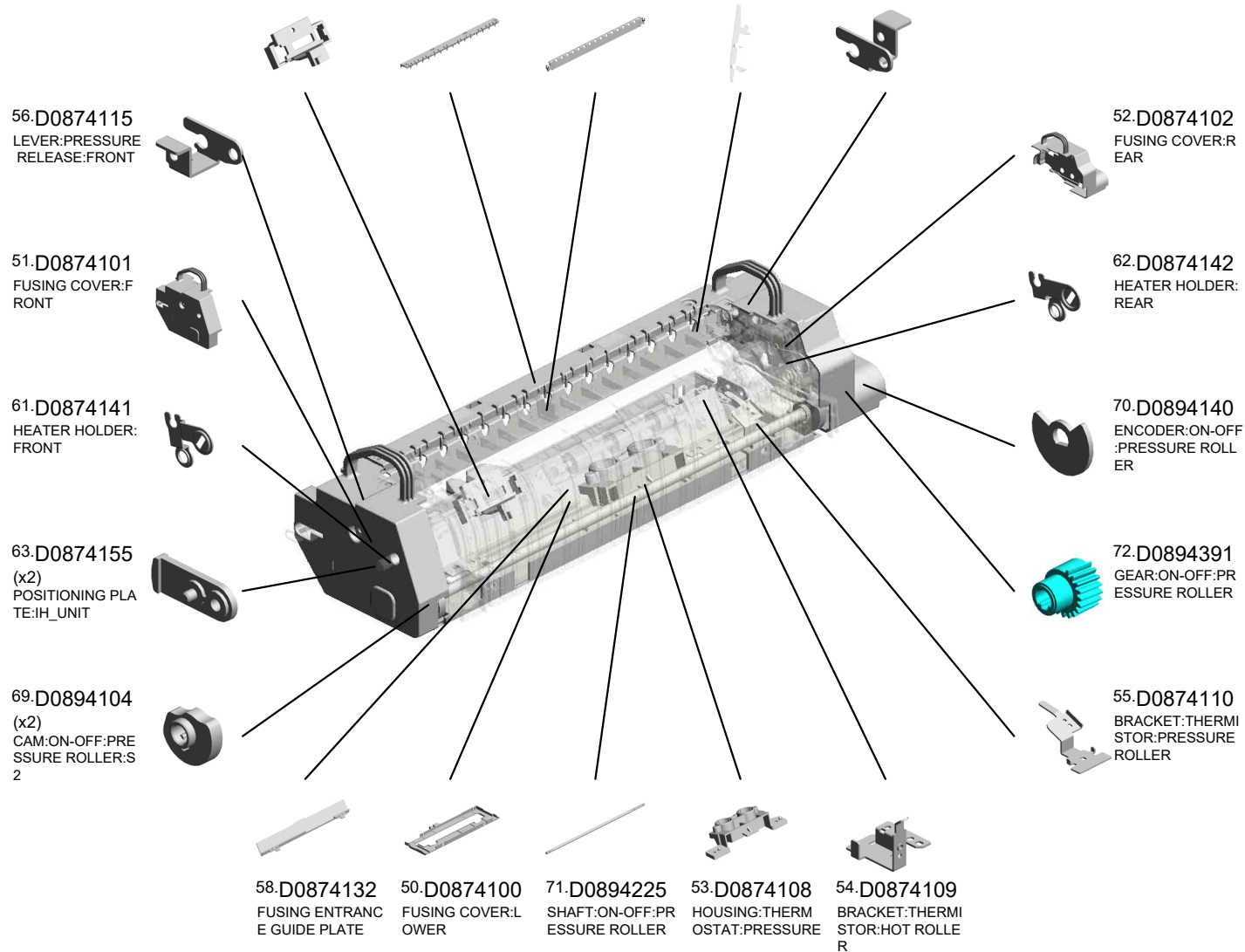


U014_S001
(NA):FUSING UNIT:MAINTENANCE:ASS'Y

- 68.D0874288 HOUSING:TEMPERATURE SENSOR:NC-F10
- 59.D0874134 GUIDE PLATE:FUSING EXIT:LEFT
- 60.D0874137 STRIPPER PLATE:HOT ROLLER:ASS'Y
- 66.D0874252 (x6) GUIDE:FUSING EXIT:PFA 201204-15 X/X
- 57.D0874122 LEVER:PRESSURE RELEASE:REAR




47.D0874026
(NA):FUSING UNIT:MAINTENANCE:ASS'Y
201307-03 O/O




U014_S001
(NA):FUSING UNIT:MAINTENANCE:ASS'Y

75:AX430177
(NA):HEATER:INFR
ARED RAYS:120V:
500W



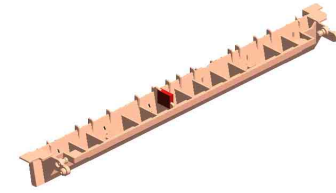
47:D0874026
(NA):FUSING UNIT:
MAINTENANCE:AS
S'Y
201307-03 O/O



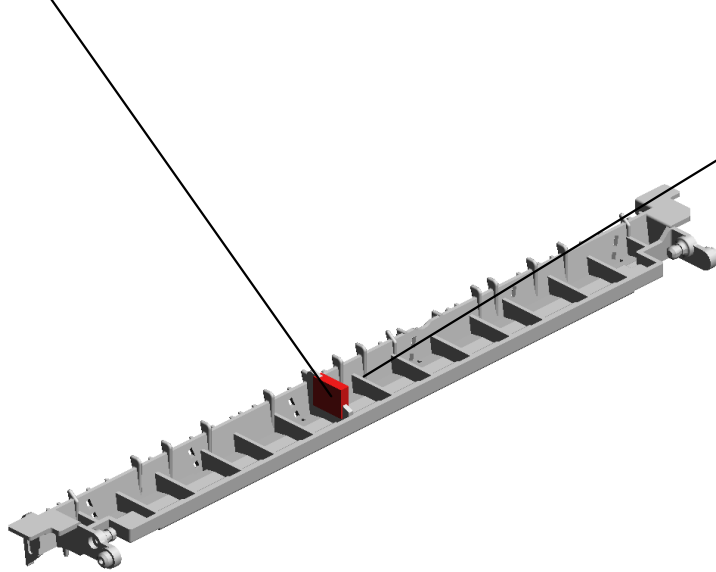
U001	U002	U003	U004	U005	U006	U007	U008	U009	U010	U011	U012	U013	U014	U015	U016	U017	U018	U019	U020	U021
------	------	------	------	------	------	------	------	------	------	------	------	------	------	------	------	------	------	------	------	------

U014_S001_S001
GUIDE PLATE:FUSING EXIT:RIGHT:ASS'Y

42.D0294162
SHEET:C3:LEVER



64.D0874181
GUIDE PLATE:FUSI
NG EXIT:RIGHT:AS
S'Y
201210-02




65.D0874251
GUIDE PLATE:FUSI
NG EXIT:RIGHT
201204-14 X/X

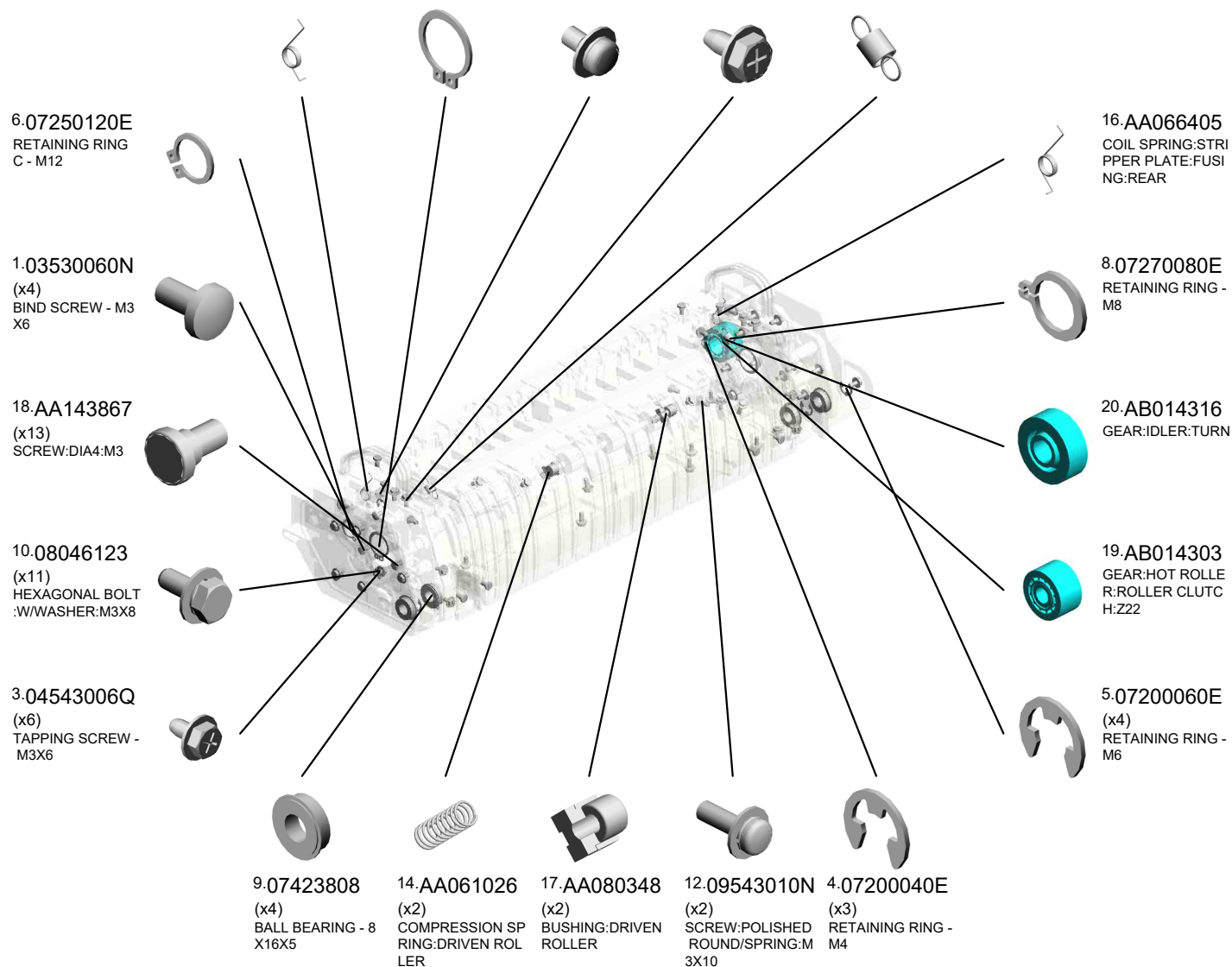
U001	U002	U003	U004	U005	U006	U007	U008	U009	U010	U011	U012	U013	U014	U015	U016	U017	U018	U019	U020	U021
------	------	------	------	------	------	------	------	------	------	------	------	------	------	------	------	------	------	------	------	------

U014_S002
(C3501-TWN):FUSING UNIT:MAINTENANCE:ASS'Y

- 15.AA066404 COIL SPRING:STRIPPER PLATE:FUSING UNIT:FRONT
- 7.07250170E (x2) RETAINING RING C - M17
- 11.09543006N (x2) SCREW - M3X6
- 2.03603006N (x23) SCREW - M3X6
- 13.AA060989 (x2) SPRING:FUSING EXIT:PRESSURE




49.D0874041
(C3501-TWN):FUSING UNIT:MAINTENANCE:ASS'Y
201307-03 O/O

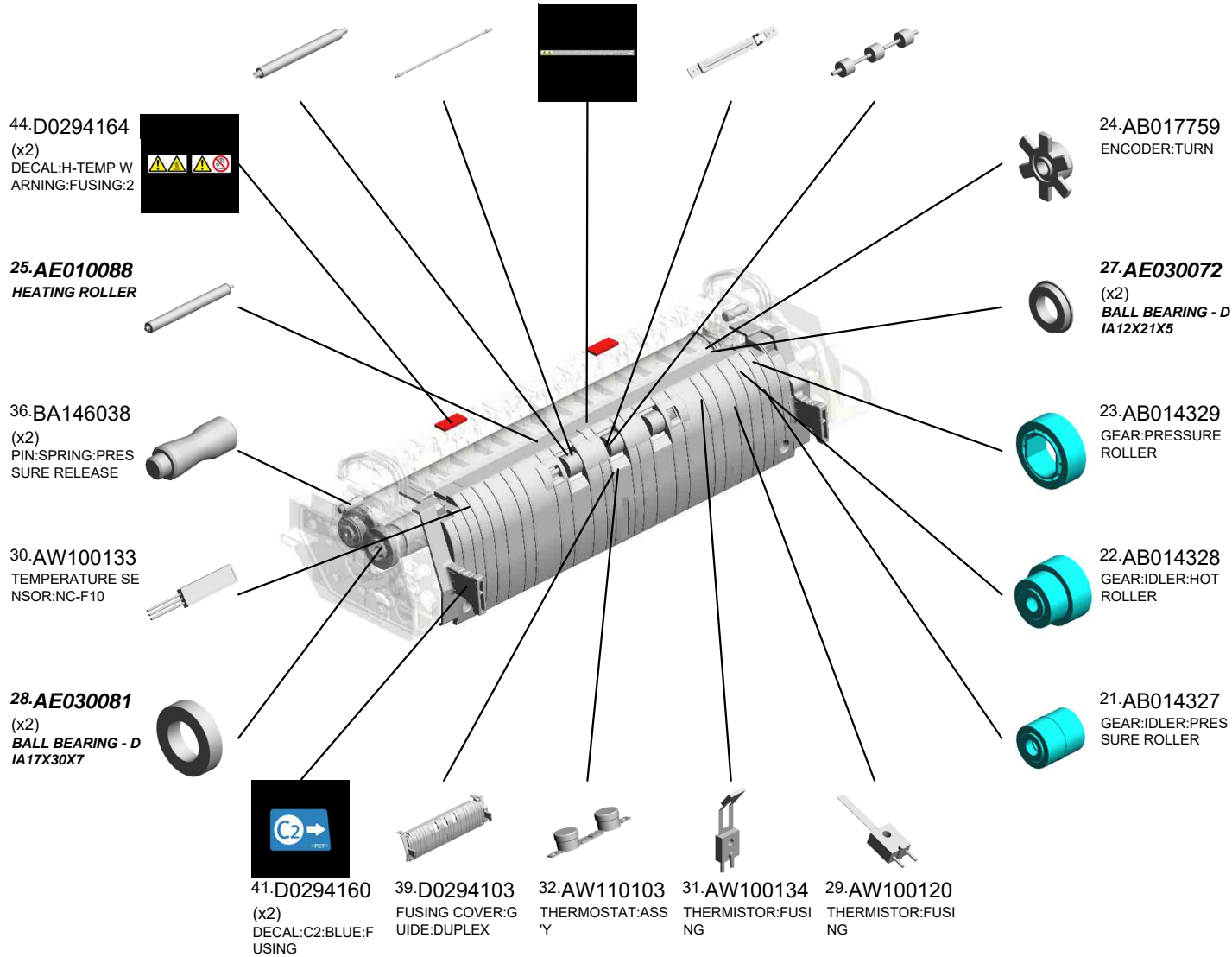


U014_S002
(C3501-TWN):FUSING UNIT:MAINTENANCE:ASS'Y

- 26.AE020189 PRESSURE ROLLER: DIA32 201307-02 X/O
- 34.AX430183 (TWN):HEATER:110V:500W
- 43.D0294163 DECAL:WARNING (HIGH TEMPERATURE):FUSING:1
- 38.D0254238 BRACKET:DRIVEN ROLLER
- 37.D0094664 DRIVEN ROLLER




49.D0874041
(C3501-TWN):FUSING UNIT:MAINTENANCE:ASS'Y
201307-03 O/O

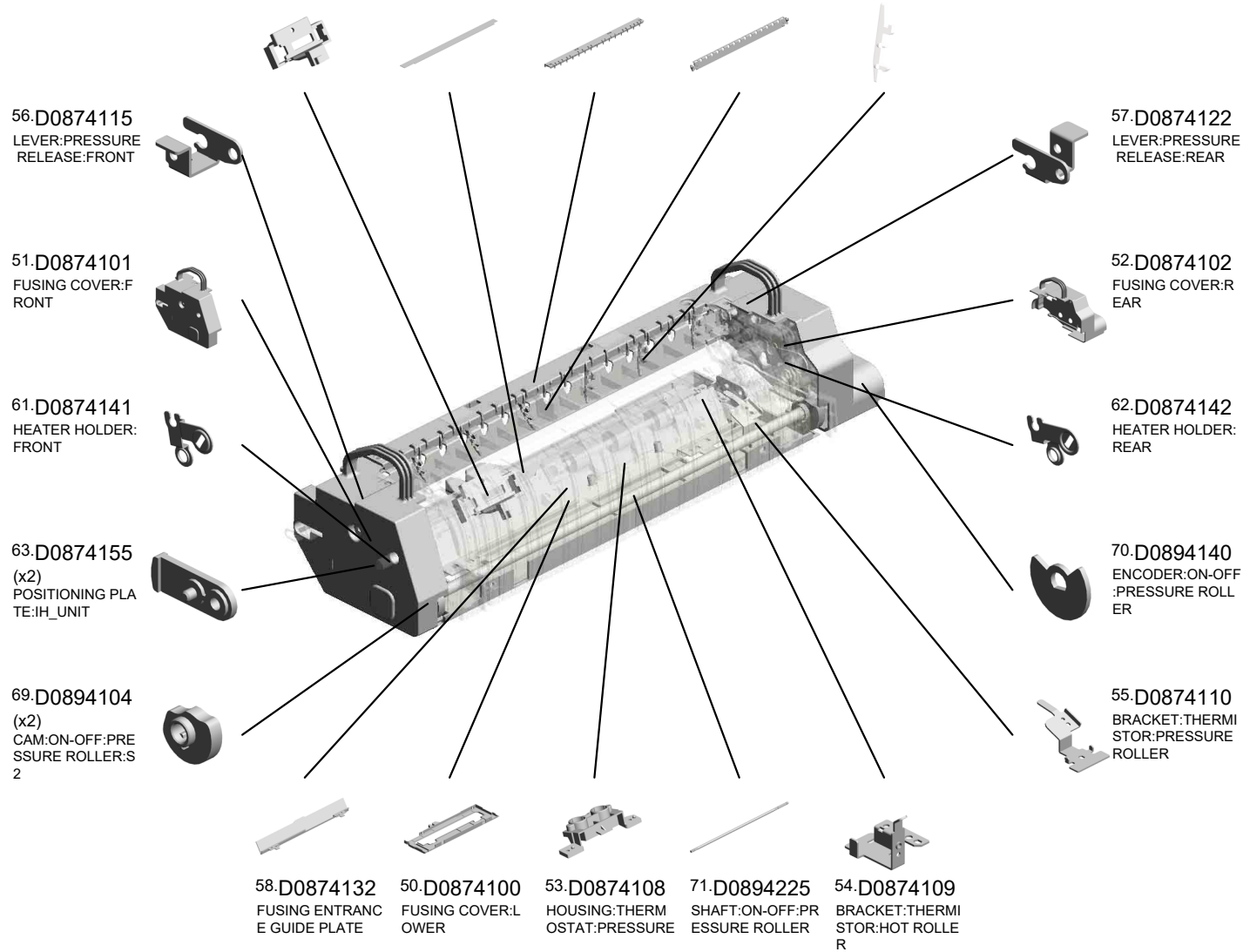


U014_S002
(C3501-TWN):FUSING UNIT:MAINTENANCE:ASS'Y

- 68.D0874288 HOUSING:TEMPERATURE SENSOR:N C-F10
- 45.D0294169 **FUSING CLEANING FELT**
- 59.D0874134 GUIDE PLATE:FUSING EXIT:LEFT
- 60.D0874137 STRIPPER PLATE:HOT ROLLER:ASS'Y
- 66.D0874252 (x6) GUIDE:FUSING EXIT:PFA 201204-15 X/X


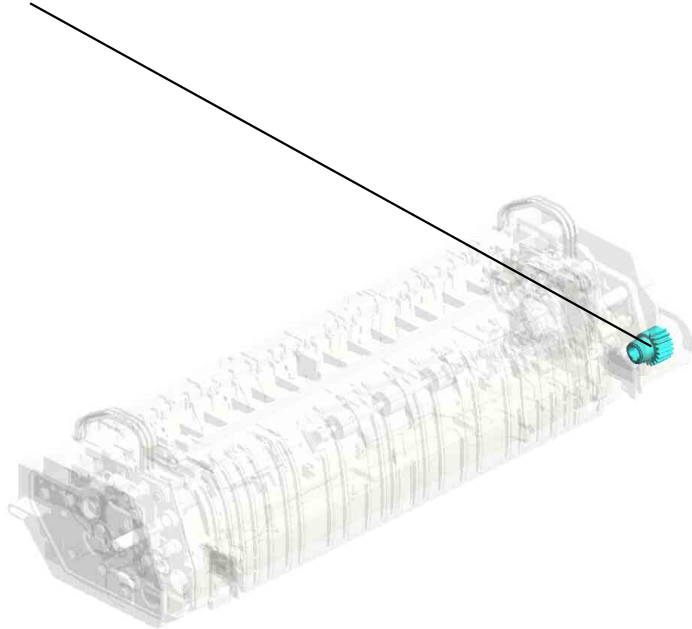


- 49.D0874041 (C3501-TWN):FUSING UNIT:MAINTENANCE:ASS'Y 201307-03 O/O



U014_S002
(C3501-TWN):FUSING UNIT:MAINTENANCE:ASS'Y

72.D0894391
GEAR:ON-OFF-PR
ESSURE ROLLER

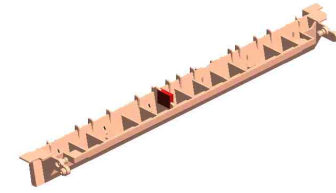


49.D0874041
(C3501-TWN):FUSI
NG UNIT:MAINTEN
ANCE:ASS'Y
201307-03 O/O

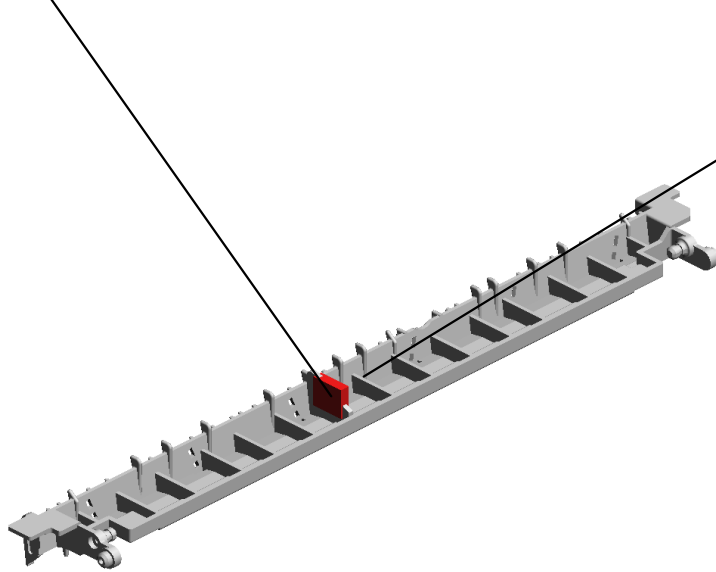
U001	U002	U003	U004	U005	U006	U007	U008	U009	U010	U011	U012	U013	U014	U015	U016	U017	U018	U019	U020	U021
------	------	------	------	------	------	------	------	------	------	------	------	------	------	------	------	------	------	------	------	------

U014_S002_S001
GUIDE PLATE:FUSING EXIT:RIGHT:ASS'Y

42.D0294162
SHEET:C3:LEVER



64.D0874181
GUIDE PLATE:FUSI
NG EXIT:RIGHT:AS
S'Y
201210-02




65.D0874251
GUIDE PLATE:FUSI
NG EXIT:RIGHT
201204-14 X/X

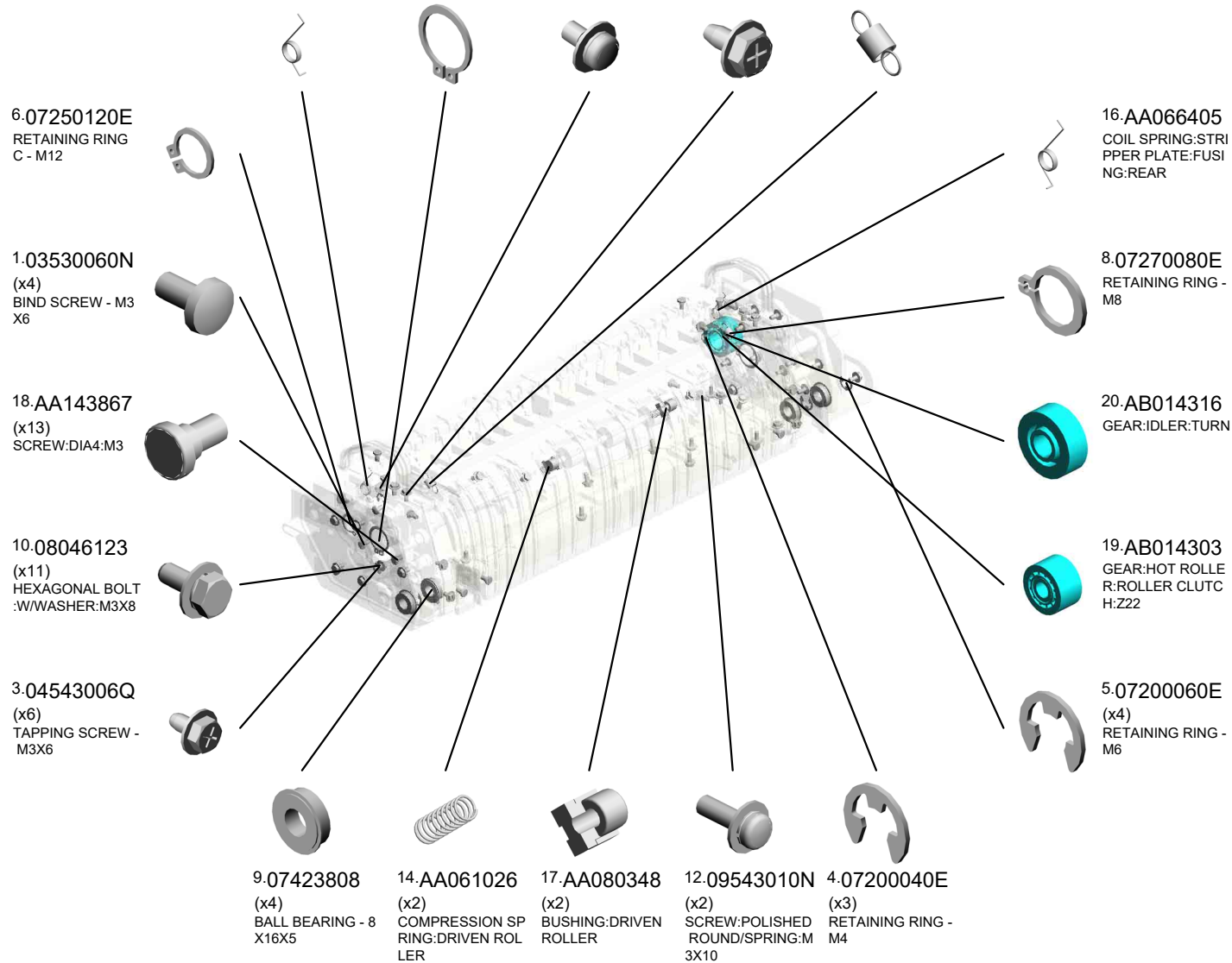
U001	U002	U003	U004	U005	U006	U007	U008	U009	U010	U011	U012	U013	U014	U015	U016	U017	U018	U019	U020	U021
------	------	------	------	------	------	------	------	------	------	------	------	------	------	------	------	------	------	------	------	------

U014_S003
(EU/CHN/AA):FUSING UNIT:MAINTENANCE:ASS'Y

- 15.AA066404 COIL SPRING:STRIPPER PLATE:FUSING UNIT:FRONT
- 7.07250170E (x2) RETAINING RING C - M17
- 11.09543006N (x2) SCREW - M3X6
- 2.03603006N (x23) SCREW - M3X6
- 13.AA060989 (x2) SPRING:FUSING EXIT:PRESSURE




48.D0874037
(EU/CHN/AA):FUSING UNIT:MAINTENANCE:ASS'Y
201307-03 O/O

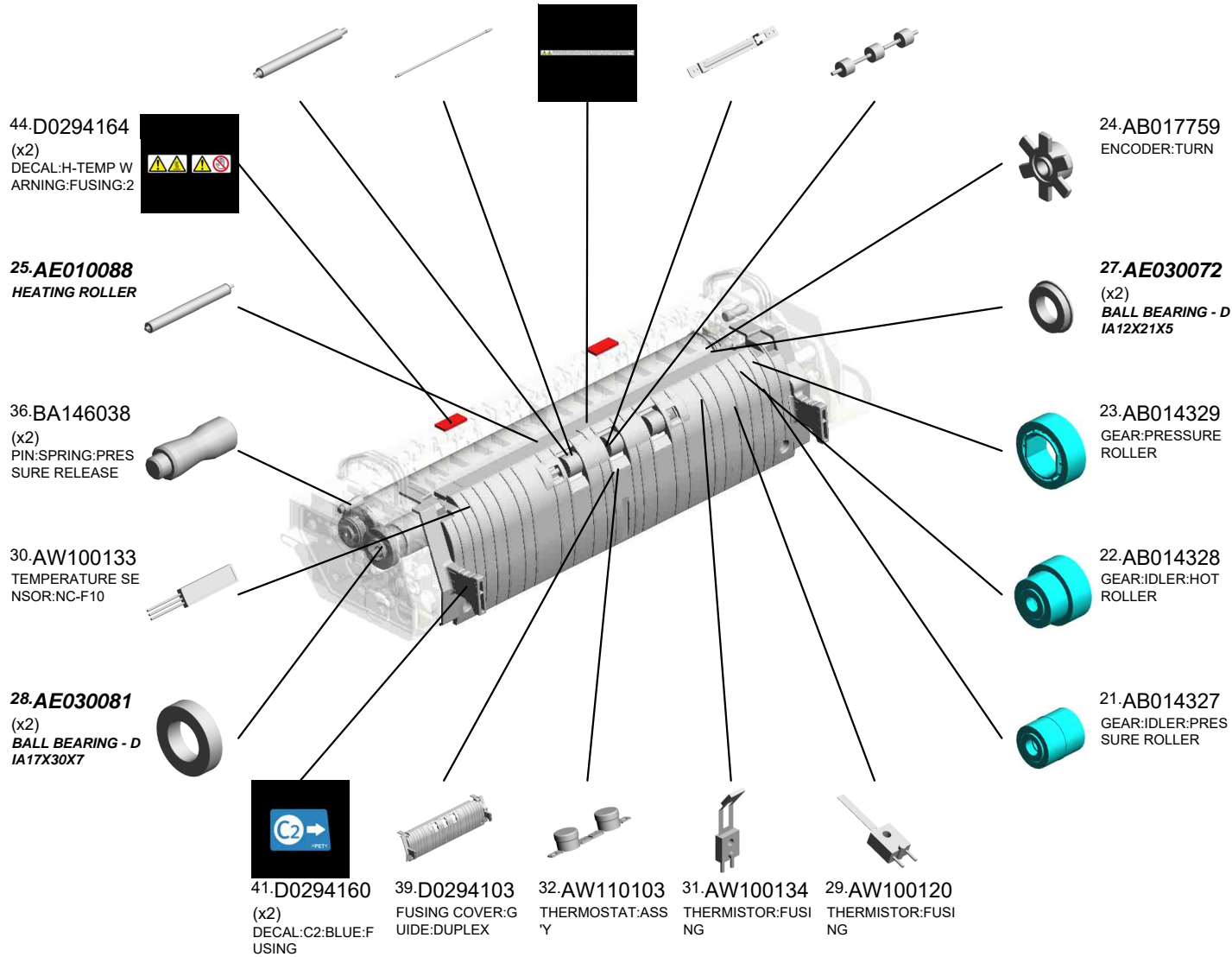


U014_S003
(EU/CHN/AA):FUSING UNIT:MAINTENANCE:ASS'Y

- 26.AE020189 PRESSURE ROLLER: DIA32 201307-02 X/O
- 33.AX430178 (EU/CHN/AA):HEATER:230V:500W
- 43.D0294163 DECAL:WARNING (HIGH TEMPERATURE):FUSING:1
- 38.D0254238 BRACKET:DRIVEN ROLLER
- 37.D0094664 DRIVEN ROLLER



48.D0874037
(EU/CHN/AA):FUSING UNIT:MAINTENANCE:ASS'Y
201307-03 O/O



U001	U002	U003	U004	U005	U006	U007	U008	U009	U010	U011	U012	U013	U014	U015	U016	U017	U018	U019	U020	U021
------	------	------	------	------	------	------	------	------	------	------	------	------	------	------	------	------	------	------	------	------

U014_S003
(EU/CHN/AA):FUSING UNIT:MAINTENANCE:ASS'Y


68.D0874288
HOUSING:TEMPER
ATURE SENSOR:N
C-F10

45.D0294169
**FUSING CLEANING
FELT**

59.D0874134
GUIDE PLATE:FUSI
NG EXIT:LEFT

60.D0874137
STRIPPER PLATE:
HOT ROLLER:ASS'
Y

66.D0874252
(x6)
GUIDE:FUSING EXI
T:PFA
201204-15 X/X



48.D0874037
(EU/CHN/AA):FUSI
NG UNIT:MAINTEN
ANCE:ASS'Y
201307-03 O/O

56.D0874115
LEVER:PRESSURE
RELEASE:FRONT



51.D0874101
FUSING COVER:F
RONT



61.D0874141
HEATER HOLDER:
FRONT



63.D0874155
(x2)
POSITIONING PLA
TE:IH_UNIT



69.D0894104
(x2)
CAM:ON-OFF:PRE
SSURE ROLLER:S
2



58.D0874132
FUSING ENTRANC
E GUIDE PLATE

50.D0874100
FUSING COVER:L
OWER

53.D0874108
HOUSING:THERM
OSTAT:PRESSURE

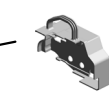
71.D0894225
SHAFT:ON-OFF:PR
ESSURE ROLLER

54.D0874109
BRACKET:THERMI
STOR:HOT ROLLE
R

57.D0874122
LEVER:PRESSURE
RELEASE:REAR



52.D0874102
FUSING COVER:R
EAR



62.D0874142
HEATER HOLDER:
REAR



70.D0894140
ENCODER:ON-OFF
:PRESSURE ROLL
ER


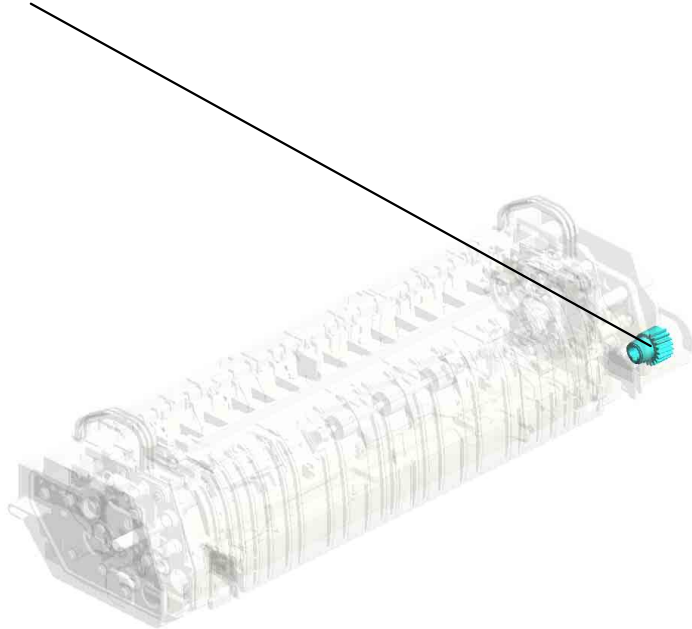


55.D0874110
BRACKET:THERMI
STOR:PRESSURE
ROLLER



U014_S003
(EU/CHN/AA):FUSING UNIT:MAINTENANCE:ASS'Y

72.D0894391
GEAR:ON-OFF-PR
ESSURE ROLLER

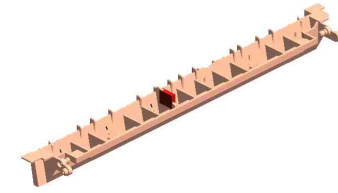


48.D0874037
(EU/CHN/AA):FUSI
NG UNIT:MAINTEN
ANCE:ASS'Y
201307-03 O/O

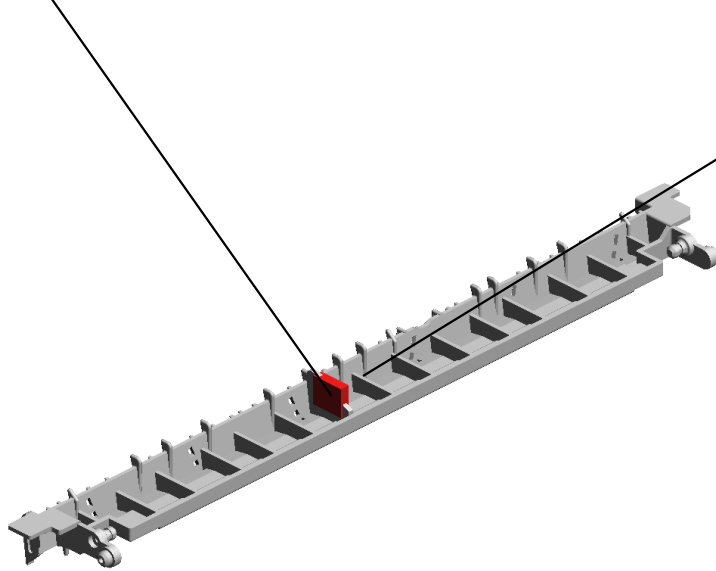
U001	U002	U003	U004	U005	U006	U007	U008	U009	U010	U011	U012	U013	U014	U015	U016	U017	U018	U019	U020	U021
------	------	------	------	------	------	------	------	------	------	------	------	------	------	------	------	------	------	------	------	------

U014_S003_S001
GUIDE PLATE:FUSING EXIT:RIGHT:ASS'Y

42.D0294162
SHEET:C3:LEVER



64.D0874181
GUIDE PLATE:FUSI
NG EXIT:RIGHT:AS
S'Y
201210-02




65.D0874251
GUIDE PLATE:FUSI
NG EXIT:RIGHT
201204-14 X/X

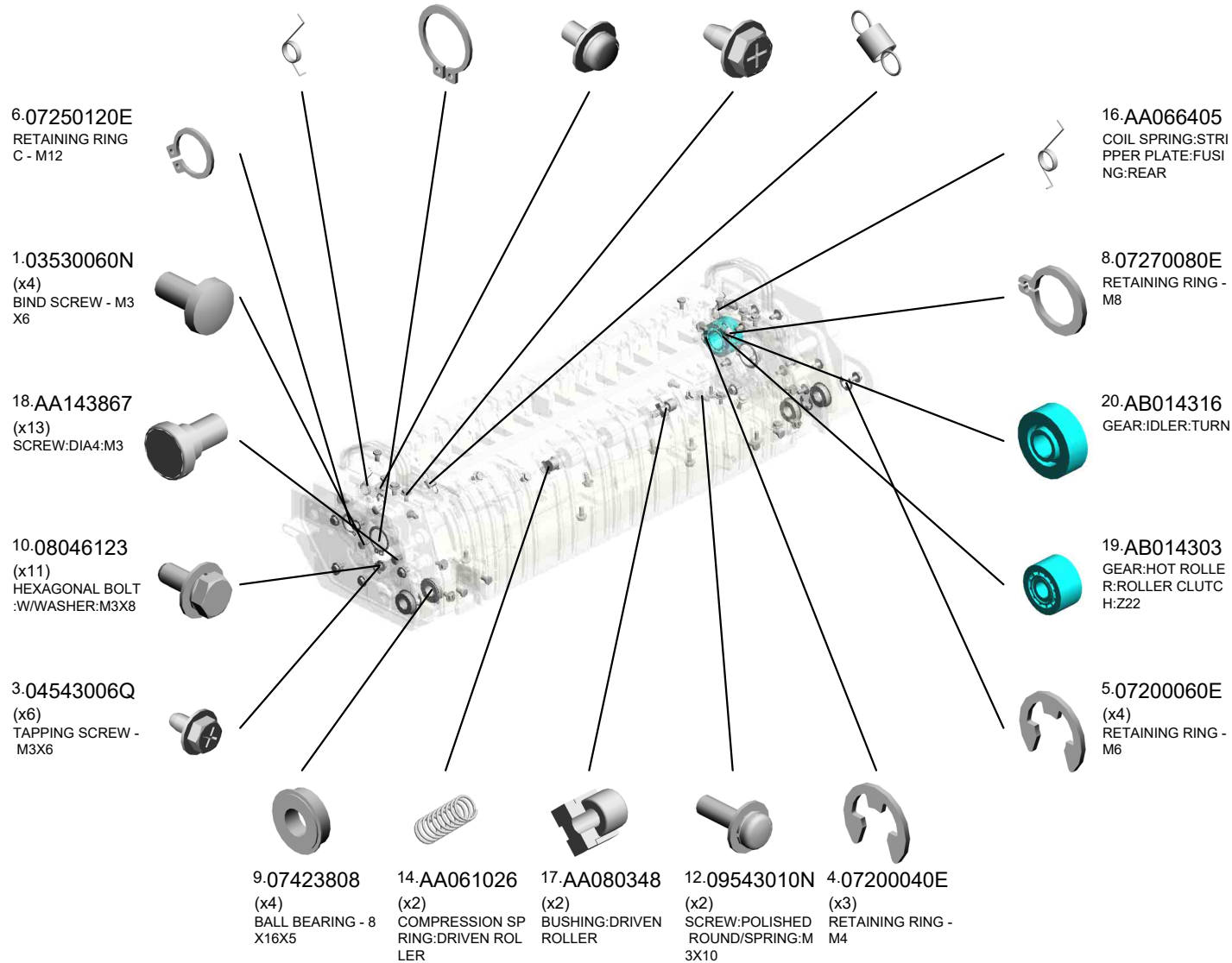
U001	U002	U003	U004	U005	U006	U007	U008	U009	U010	U011	U012	U013	U014	U015	U016	U017	U018	U019	U020	U021
------	------	------	------	------	------	------	------	------	------	------	------	------	------	------	------	------	------	------	------	------

U014_S004
(EU/CHN/AA):FUSING UNIT:MAINTENANCE:ASS'Y

- 15.AA066404 COIL SPRING:STRIPPER PLATE:FUSING UNIT:FRONT
- 7.07250170E (x2) RETAINING RING C - M17
- 11.09543006N (x2) SCREW - M3X6
- 2.03603006N (x23) SCREW - M3X6
- 13.AA060989 (x2) SPRING:FUSING EXIT:PRESSURE




48.D0874037
(EU/CHN/AA):FUSING UNIT:MAINTENANCE:ASS'Y
201307-03 O/O

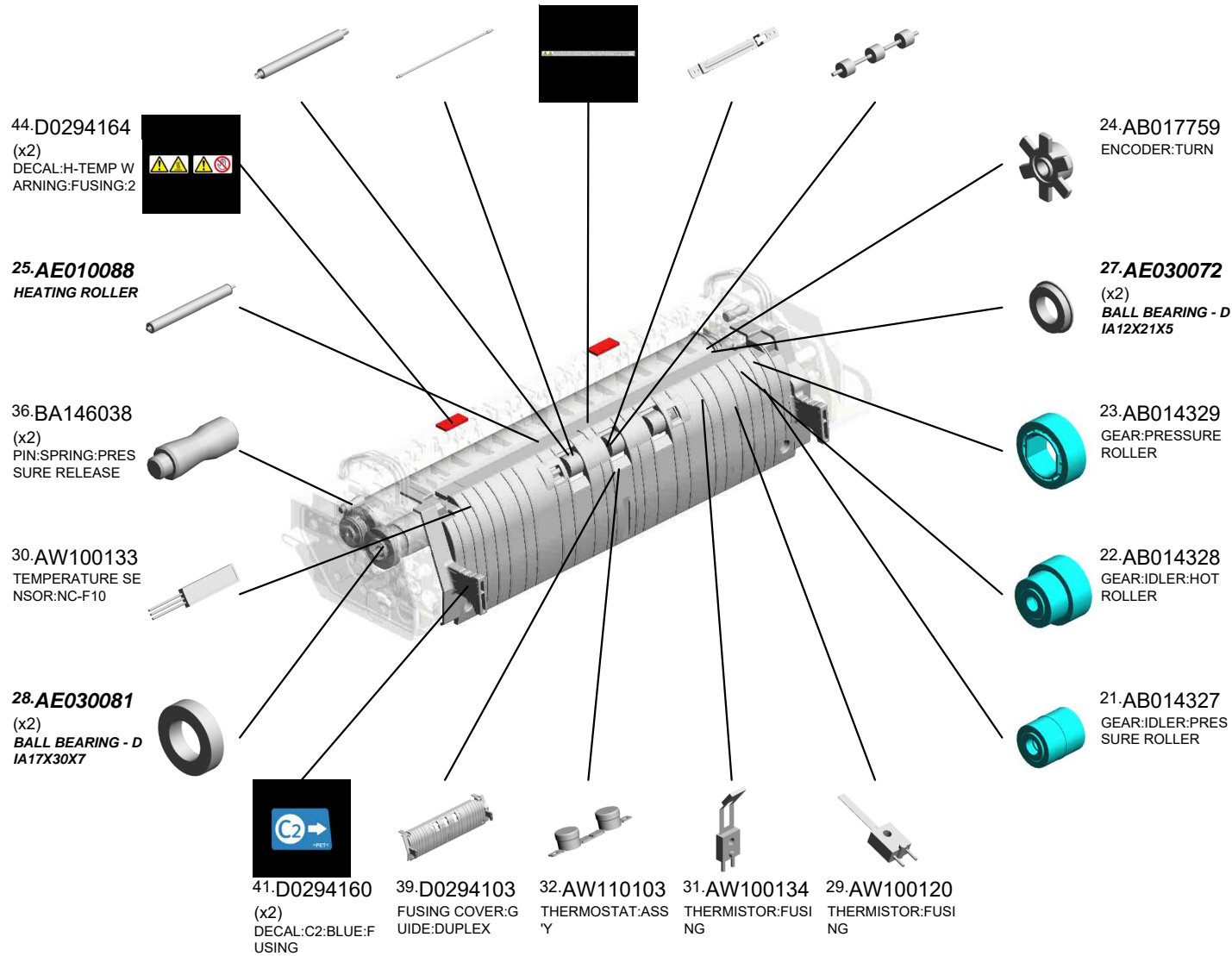


U014_S004
(EU/CHN/AA):FUSING UNIT:MAINTENANCE:ASS'Y

- 26.AE020189 PRESSURE ROLLER: DIA32 201307-02 X/O
- 33.AX430178 (EU/CHN/AA):HEATER:230V:500W
- 43.D0294163 DECAL:WARNING (HIGH TEMPERATURE):FUSING:1
- 38.D0254238 BRACKET:DRIVEN ROLLER
- 37.D0094664 DRIVEN ROLLER




48.D0874037
(EU/CHN/AA):FUSING UNIT:MAINTENANCE:ASS'Y
201307-03 O/O

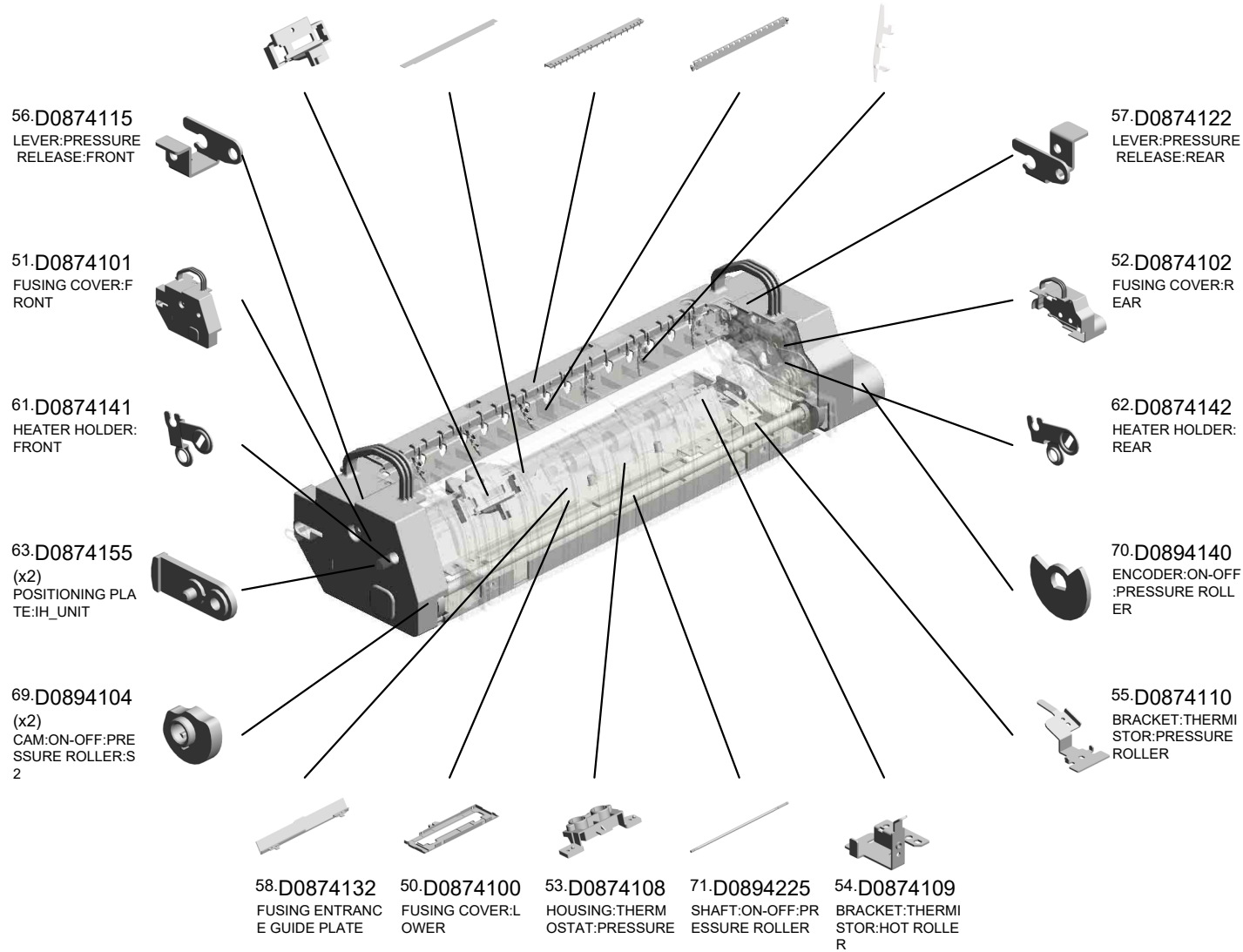


U014_S004
(EU/CHN/AA):FUSING UNIT:MAINTENANCE:ASS'Y

- 68.D0874288 HOUSING:TEMPERATURE SENSOR:N C-F10
- 45.D0294169 **FUSING CLEANING FELT**
- 59.D0874134 GUIDE PLATE:FUSING EXIT:LEFT
- 60.D0874137 STRIPPER PLATE:HOT ROLLER:ASS'Y
- 66.D0874252 (x6) GUIDE:FUSING EXIT:PFA 201204-15 X/X


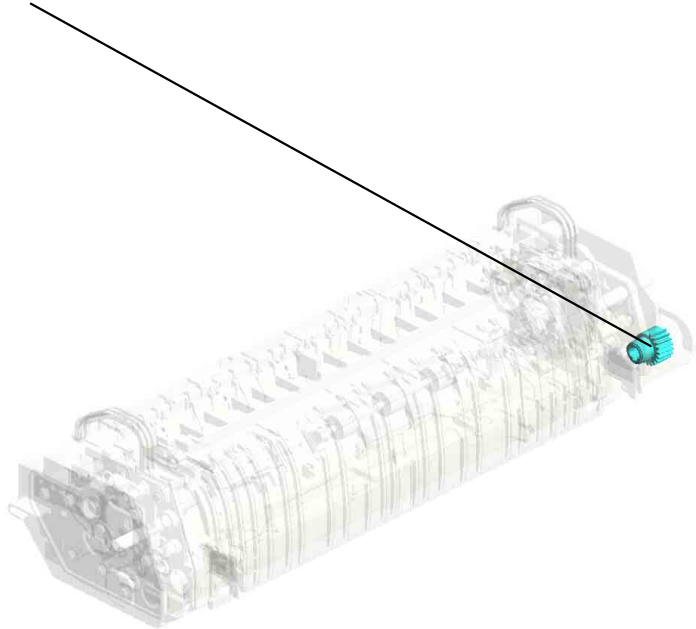


48.D0874037
(EU/CHN/AA):FUSING UNIT:MAINTENANCE:ASS'Y
201307-03 O/O



U014_S004
(EU/CHN/AA):FUSING UNIT:MAINTENANCE:ASS'Y

72.D0894391
GEAR:ON-OFF-PR
ESSURE ROLLER

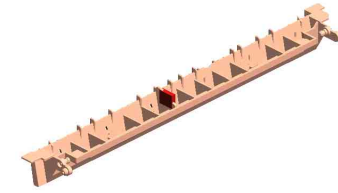


48.D0874037
(EU/CHN/AA):FUSI
NG UNIT:MAINTEN
ANCE:ASS'Y
201307-03 O/O

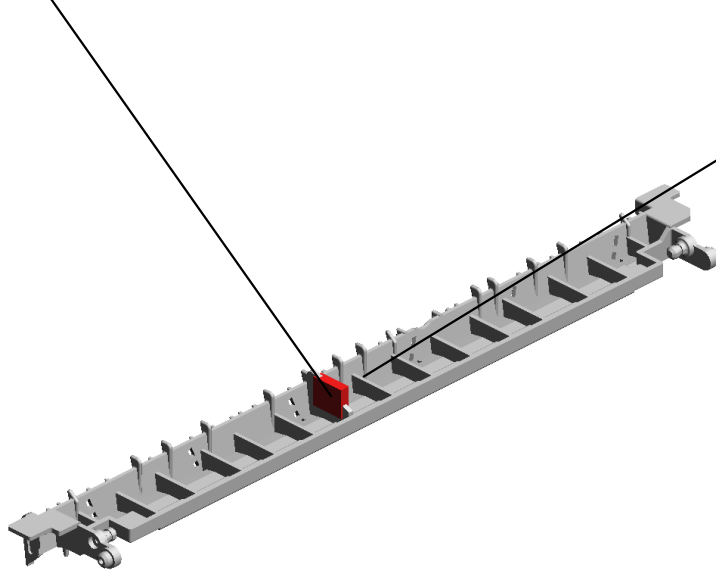
U001	U002	U003	U004	U005	U006	U007	U008	U009	U010	U011	U012	U013	U014	U015	U016	U017	U018	U019	U020	U021
------	------	------	------	------	------	------	------	------	------	------	------	------	------	------	------	------	------	------	------	------

U014_S004_S001
GUIDE PLATE:FUSING EXIT:RIGHT:ASS'Y

42.D0294162
SHEET:C3:LEVER



64.D0874181
GUIDE PLATE:FUSI
NG EXIT:RIGHT:AS
S'Y
201210-02




65.D0874251
GUIDE PLATE:FUSI
NG EXIT:RIGHT
201204-14 X/X

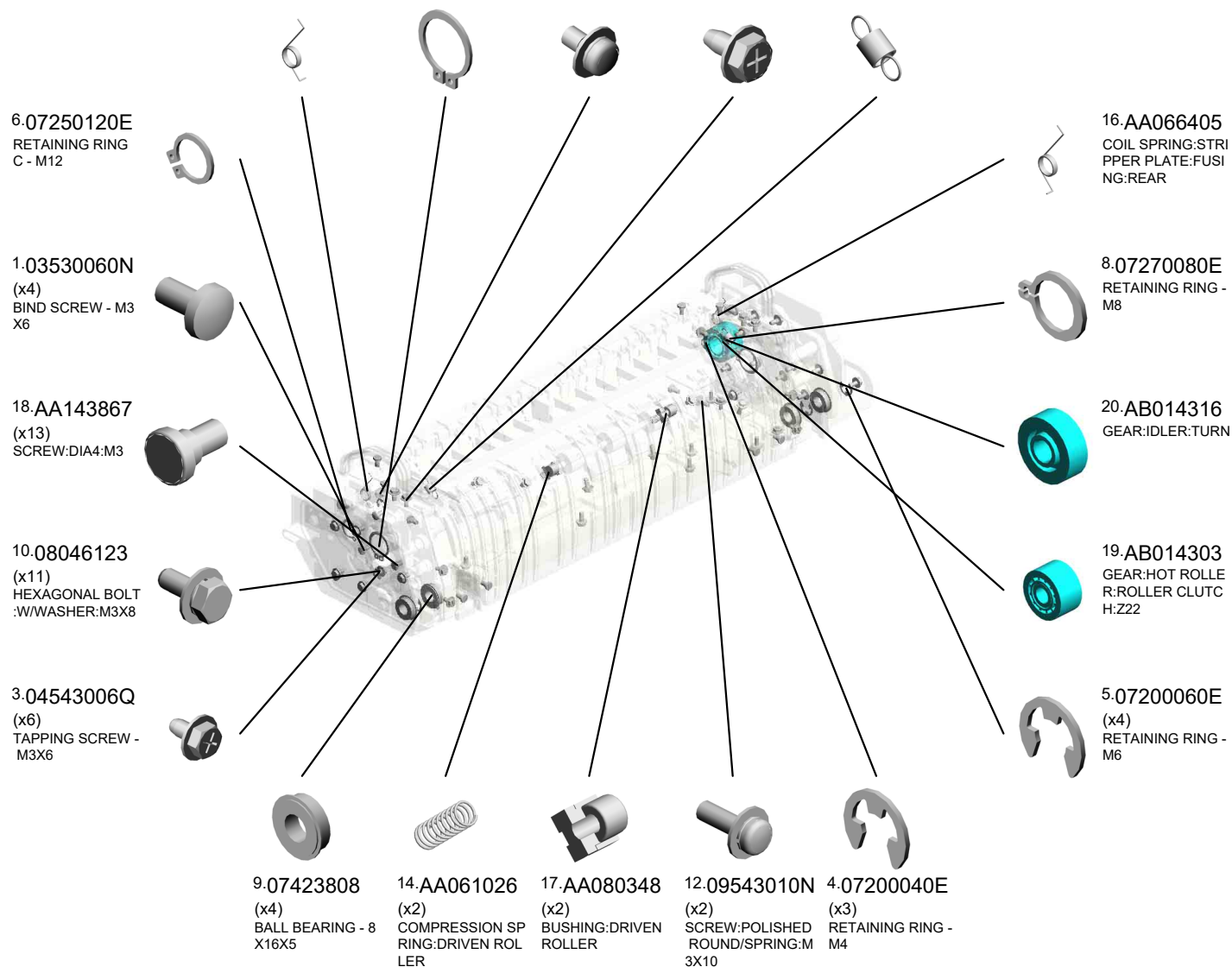
U001	U002	U003	U004	U005	U006	U007	U008	U009	U010	U011	U012	U013	U014	U015	U016	U017	U018	U019	U020	U021
------	------	------	------	------	------	------	------	------	------	------	------	------	------	------	------	------	------	------	------	------

U014_S005
(EU/CHN/AA):FUSING UNIT:MAINTENANCE:ASS'Y

15.AA066404 COIL SPRING:STRIPPER PLATE:FUSING UNIT:FRONT
7.07250170E (x2) RETAINING RING C - M17
11.09543006N (x2) SCREW - M3X6
2.03603006N (x23) SCREW - M3X6
13.AA060989 (x2) SPRING:FUSING EXCIT:PRESSURE




48.D0874037
(EU/CHN/AA):FUSING UNIT:MAINTENANCE:ASS'Y
201307-03 O/O

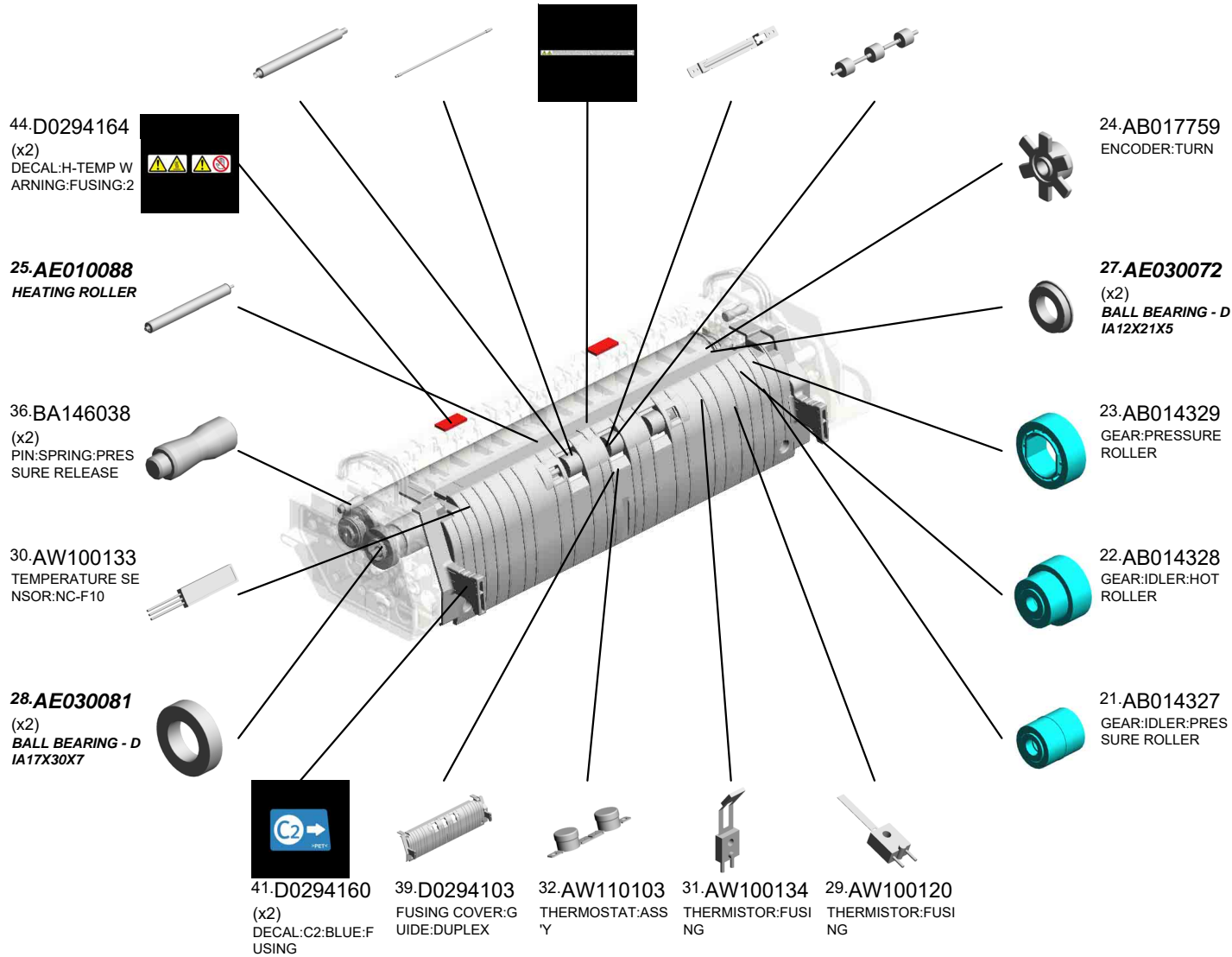


U014_S005
(EU/CHN/AA):FUSING UNIT:MAINTENANCE:ASS'Y

- 26.AE020189 PRESSURE ROLLER: DIA32 201307-02 X/O
- 33.AX430178 (EU/CHN/AA):HEATER:230V:500W
- 43.D0294163 DECAL:WARNING (HIGH TEMPERATURE):FUSING:1
- 38.D0254238 BRACKET:DRIVEN ROLLER
- 37.D0094664 DRIVEN ROLLER




48.D0874037
(EU/CHN/AA):FUSING UNIT:MAINTENANCE:ASS'Y
201307-03 O/O

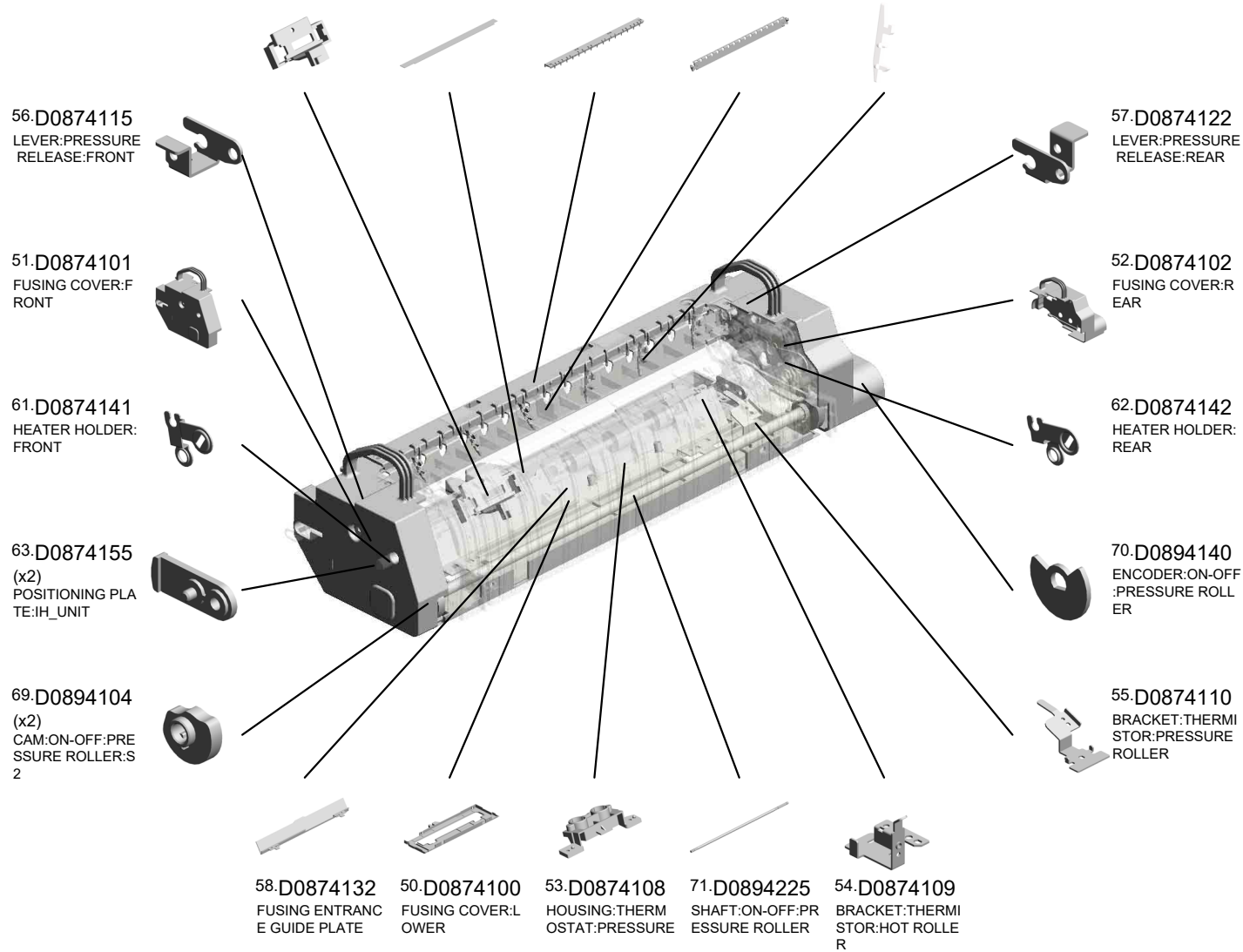


U014_S005
(EU/CHN/AA):FUSING UNIT:MAINTENANCE:ASS'Y

- 68.D0874288 HOUSING:TEMPERATURE SENSOR:N C-F10
- 45.D0294169 **FUSING CLEANING FELT**
- 59.D0874134 GUIDE PLATE:FUSING EXIT:LEFT
- 60.D0874137 STRIPPER PLATE:HOT ROLLER:ASS'Y
- 66.D0874252 (x6) GUIDE:FUSING EXIT:PFA 201204-15 X/X


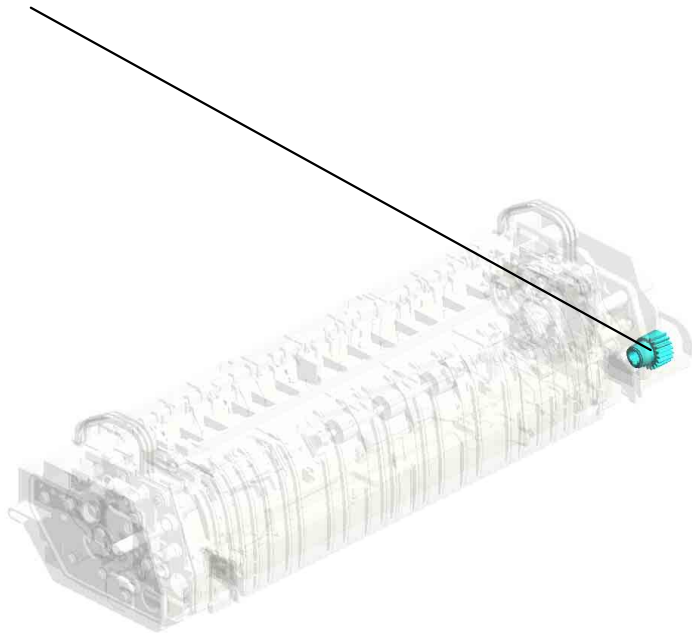


48.D0874037
(EU/CHN/AA):FUSING UNIT:MAINTENANCE:ASS'Y
201307-03 O/O



U014_S005
(EU/CHN/AA):FUSING UNIT:MAINTENANCE:ASS'Y

72.D0894391
GEAR:ON-OFF-PR
ESSURE ROLLER

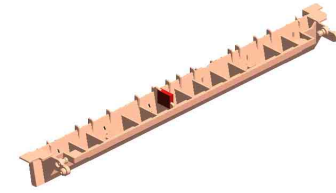


48.D0874037
(EU/CHN/AA):FUSI
NG UNIT:MAINTEN
ANCE:ASS'Y
201307-03 O/O

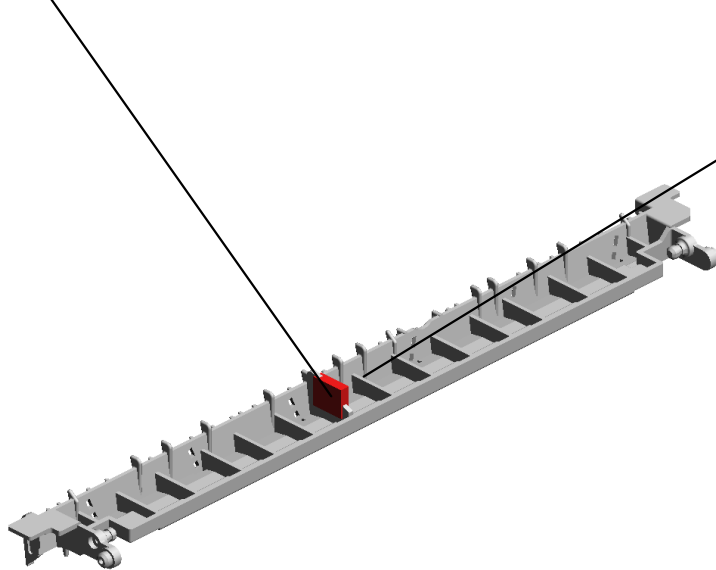
U001	U002	U003	U004	U005	U006	U007	U008	U009	U010	U011	U012	U013	U014	U015	U016	U017	U018	U019	U020	U021
------	------	------	------	------	------	------	------	------	------	------	------	------	------	------	------	------	------	------	------	------

U014_S005_S001
GUIDE PLATE:FUSING EXIT:RIGHT:ASS'Y

42.D0294162
SHEET:C3:LEVER



64.D0874181
GUIDE PLATE:FUSI
NG EXIT:RIGHT:AS
S'Y
201210-02




65.D0874251
GUIDE PLATE:FUSI
NG EXIT:RIGHT
201204-14 X/X

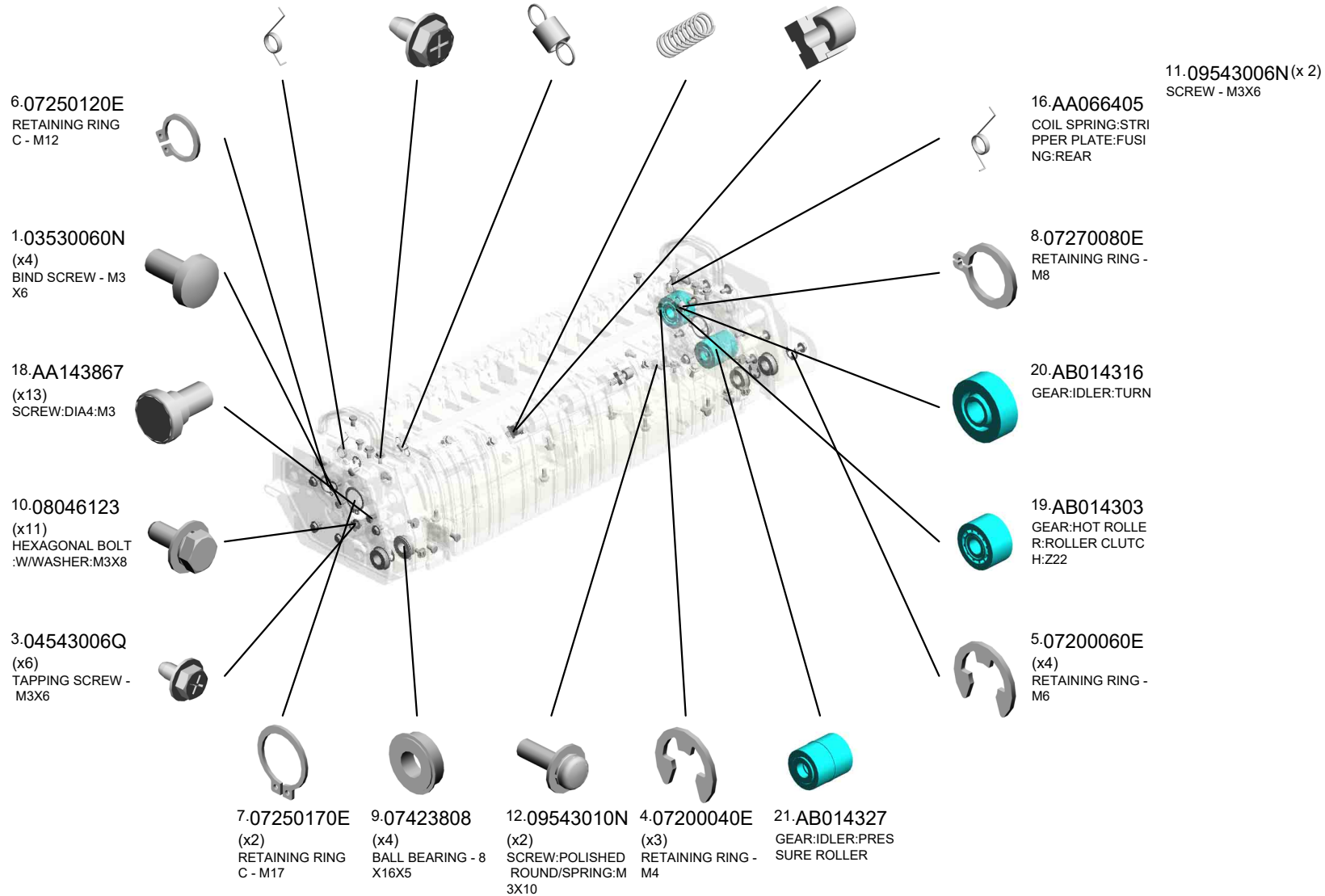
U001	U002	U003	U004	U005	U006	U007	U008	U009	U010	U011	U012	U013	U014	U015	U016	U017	U018	U019	U020	U021
------	------	------	------	------	------	------	------	------	------	------	------	------	------	------	------	------	------	------	------	------

U014_S006
(C3001-TWN):FUSING UNIT:TWN:MAINTENANCE:ASS'Y

- 15.AA066404 COIL SPRING:STRIPPER PLATE:FUSING:FRONT
- 2.03603006N (x23) SCREW - M3X6
- 13.AA060989 (x2) SPRING:FUSING EXCIT:PRESSURE
- 14.AA061026 (x2) COMPRESSION SPRING:DRIVEN ROLLER
- 17.AA080348 (x2) BUSHING:DRIVEN ROLLER




76.D0874042
(C3001-TWN):FUSING UNIT:TWN:MAINTENANCE:ASS'Y
201410-02 O/O

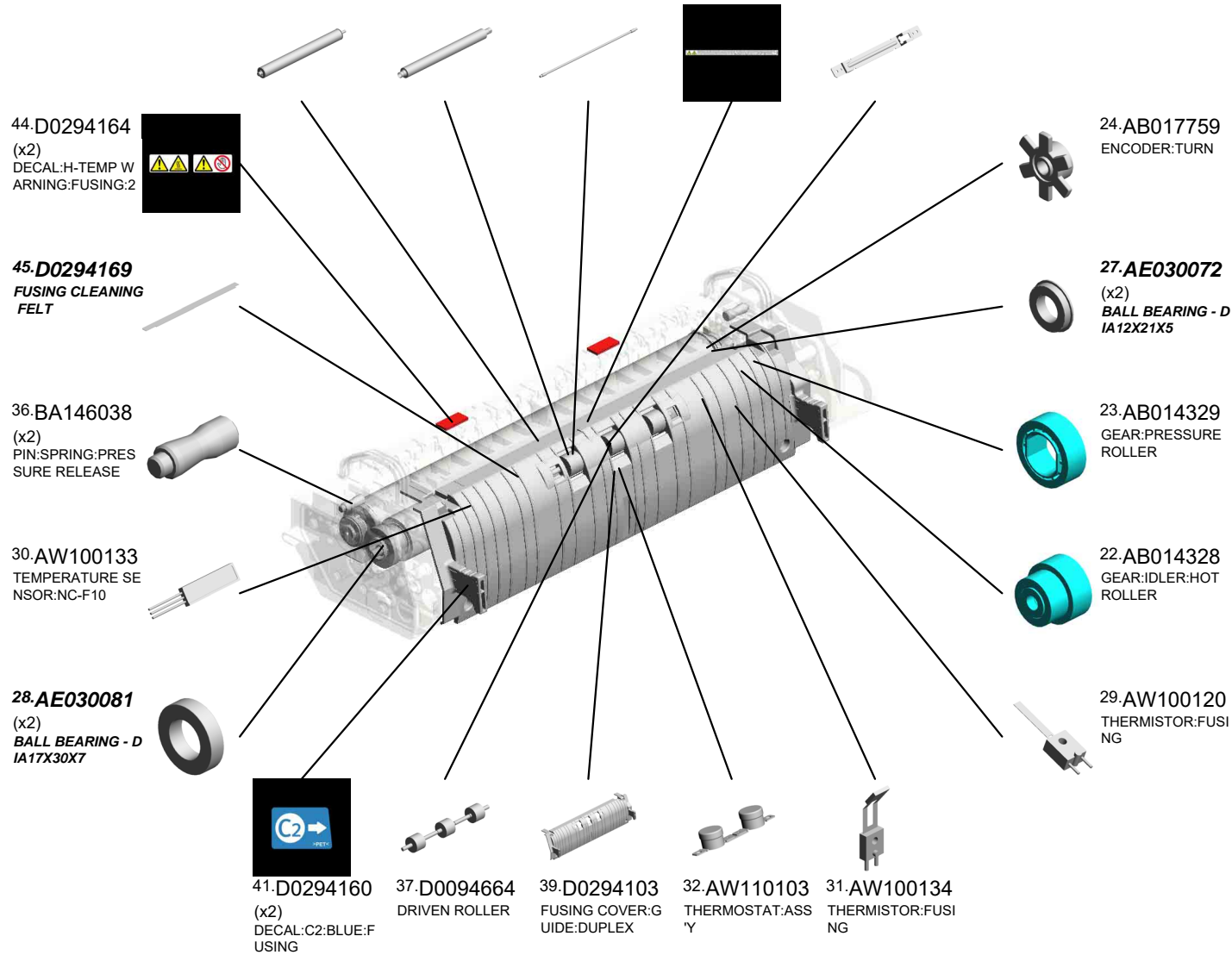


U014_S006
(C3001-TWN):FUSING UNIT:TWN:MAINTENANCE:ASS'Y

- 25.AE010088 HEATING ROLLER
- 26.AE020189 PRESSURE ROLLER: DIA32 201307-02 X/O
- 34.AX430183 (TWN):HEATER:11 0V:500W
- 43.D0294163 DECAL:WARNING (HIGH TEMPERATURE):FUSING:1
- 38.D0254238 BRACKET:DRIVEN ROLLER




76.D0874042
(C3001-TWN):FUSING UNIT:TWN:MAINTENANCE:ASS'Y 201410-02 O/O

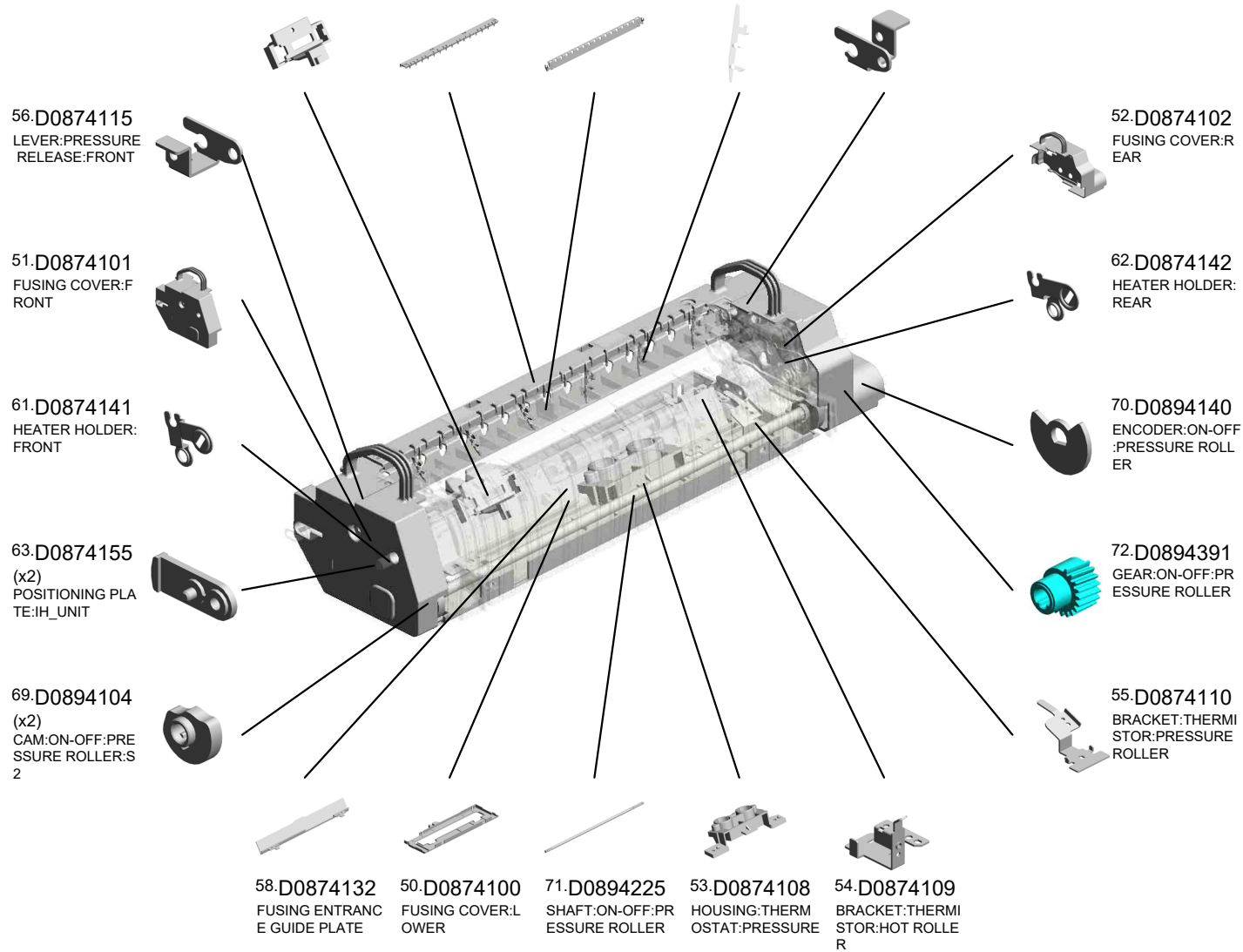


U014_S006
(C3001-TWN):FUSING UNIT:TWN:MAINTENANCE:ASS'Y

- 68.D0874288 HOUSING:TEMPERATURE SENSOR:NC-F10
- 59.D0874134 GUIDE PLATE:FUSING EXIT:LEFT
- 60.D0874137 STRIPPER PLATE:HOT ROLLER:ASS'Y
- 66.D0874252 (x6) GUIDE:FUSING EXIT:PFA 201204-15 X/X
- 57.D0874122 LEVER:PRESSURE RELEASE:REAR

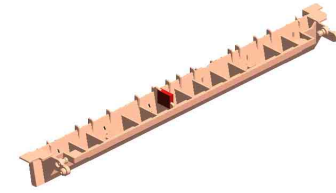


76.D0874042
(C3001-TWN):FUSING UNIT:TWN:MAINTENANCE:ASS'Y
201410-02 O/O

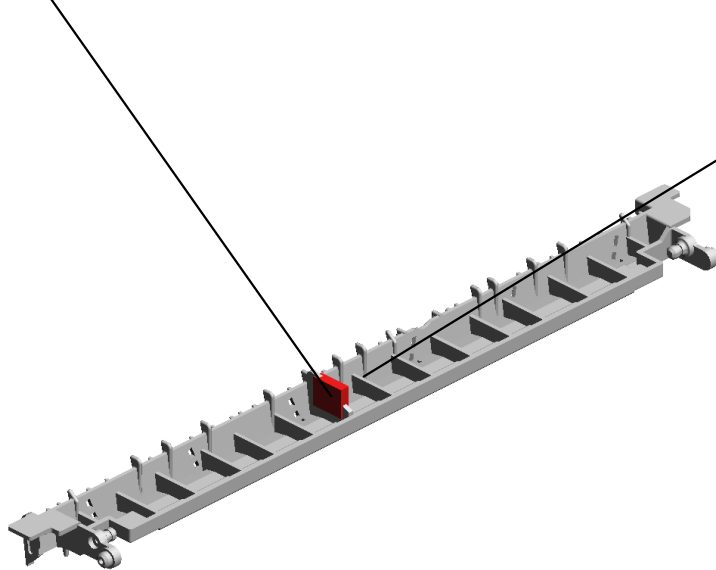


U014_S006_S001
GUIDE PLATE:FUSING EXIT:RIGHT:ASS'Y

42.D0294162
SHEET:C3:LEVER



64.D0874181
GUIDE PLATE:FUSI
NG EXIT:RIGHT:AS
S'Y
201210-02

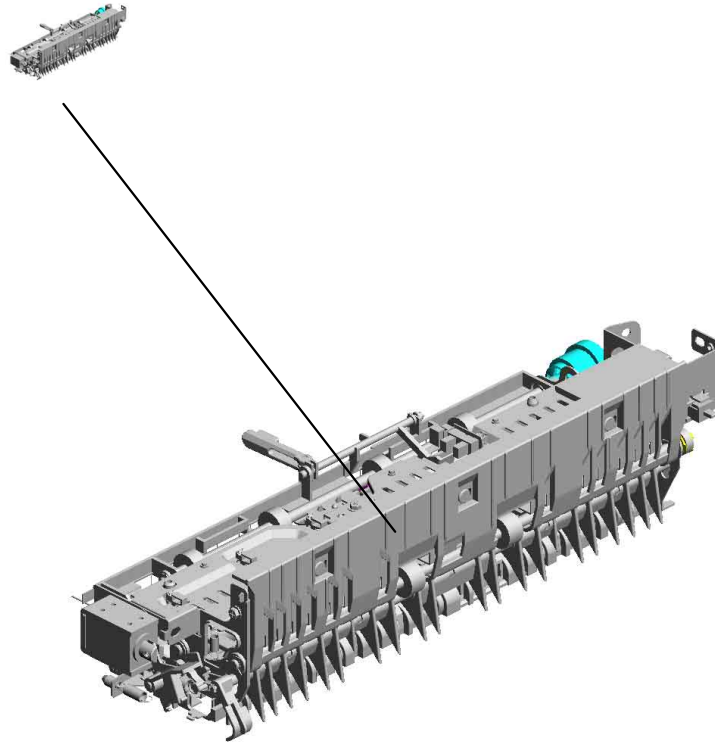


65.D0874251
GUIDE PLATE:FUSI
NG EXIT:RIGHT
201204-14 X/X

U001	U002	U003	U004	U005	U006	U007	U008	U009	U010	U011	U012	U013	U014	U015	U016	U017	U018	U019	U020	U021
------	------	------	------	------	------	------	------	------	------	------	------	------	------	------	------	------	------	------	------	------


U015.Paper Exit

U015 S001
D0874407
PAPER EXIT UNIT:MACHINE
OR COPIER:ASSY



U001	U002	U003	U004	U005	U006	U007	U008	U009	U010	U011	U012	U013	U014	U015	U016	U017	U018	U019	U020	U021
------	------	------	------	------	------	------	------	------	------	------	------	------	------	------	------	------	------	------	------	------


U015
Paper Exit



U001	U002	U003	U004	U005	U006	U007	U008	U009	U010	U011	U012	U013	U014	U015	U016	U017	U018	U019	U020	U021
------	------	------	------	------	------	------	------	------	------	------	------	------	------	------	------	------	------	------	------	------

U015_S001
 PAPER EXIT UNIT:MACHINE OR COPIER:ASS'Y

19.D0294444 COVER:HARNESS
 11.AW500023 PUSH SWITCH
 10.AW020145 PHOTOINTERRUPTOR:FLAT
 9.AW010147 PHOTO REFLECTI
 ON SENSOR
 6.11050516 CLAMP



22.D0874407
 PAPER EXIT UNIT:
 MACHINE OR COPI
 ER:ASSY

3.08050089
 (x5)
 RETAINING RING -
 M4



7.AA082156
 (x5)
 BUSHING:DIA6XDI
 A10X6
 201105-02 X/O



13.B2234497
 SHAFT:FEELER:OV
 ERFLOW



14.D0094407
 FEELER - OVERFL
 OW



15.D0094443
 DISCHARGE BRUS
 H - EXIT



8.AW010107
 (x2)
 PAPER FEED SEN
 SOR



12.B1202063
 BUSHING - 4MM



4.08050092
 (x2)
 RETAINING RING -
 3M



2.04563010N
 (x8)
 TAPPING SCREW -
 M3X10



1.04513006N
 (x13)
 TAPPING SCREW -
 3X6



18.D0294443
 TENSION SPRING:
 GATE PAWL:ENTR
 ANCE



7.AA082156
 (x2)
 BUSHING:DIA6XDI
 A10X6
 201105-02 X/O



5.11050511
 (x9)
 HARNESS CLAMP -
 LWS-0306ZC



17.D0294442
 LEVER:GATE PAW
 L:ENTRANCE



16.D0294439
 STOPPER:GATE P
 AWL:ENTRANCE




20.D0294474
 DC SOLENOID:SU
 B-ASSY

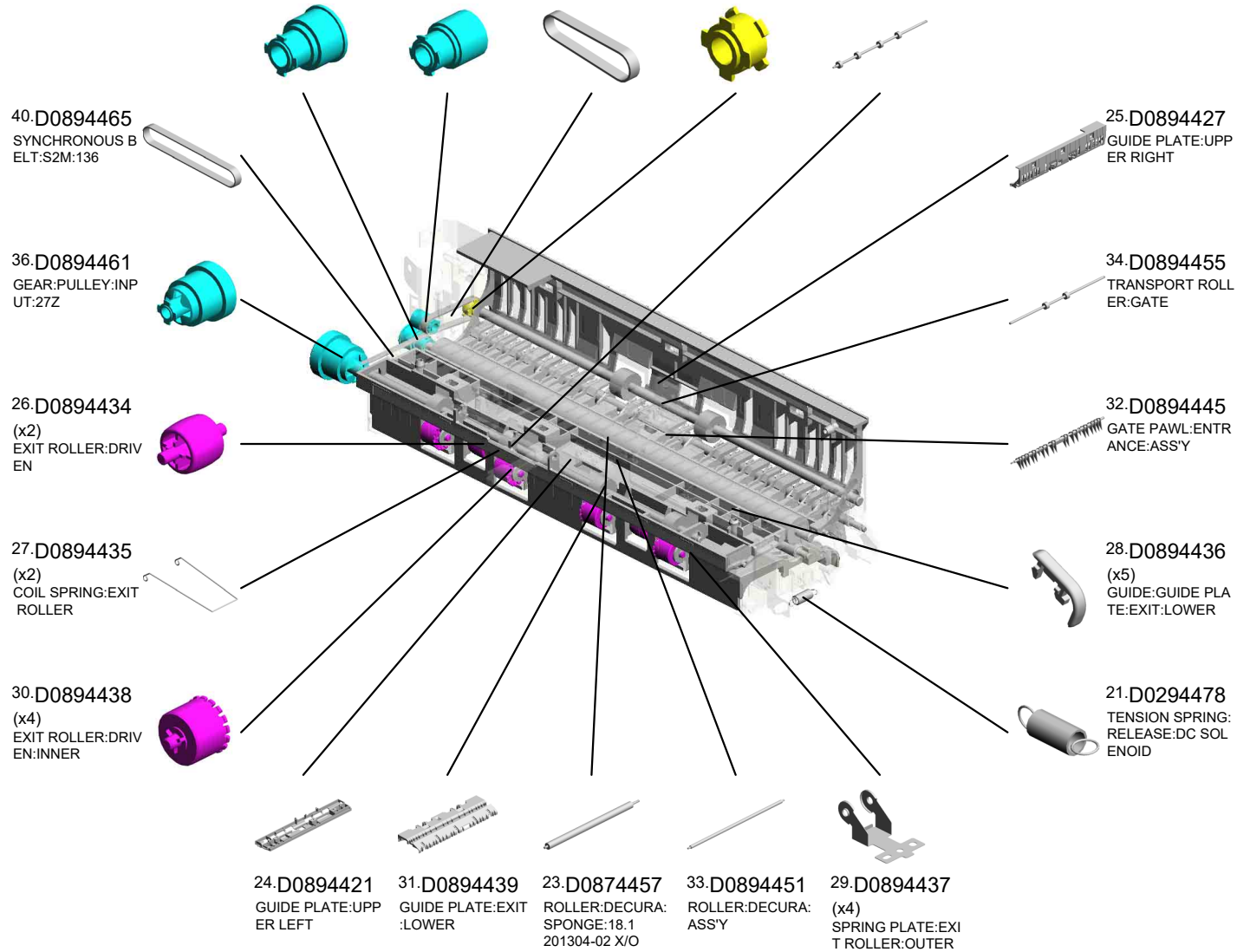


U015_S001
 PAPER EXIT UNIT:MACHINE OR COPIER:ASS'Y

- 37.D0894462 GEAR:PULLEY:DE CURA:Z27/16T
- 38.D0894463 GEAR:PULLEY:IDL ER:Z21/14T
- 41.D0894466 SYNCHRONOUS B ELT:S2M:104
- 39.D0894464 TIMING PULLEY:18 T
- 35.D0894456 EXIT ROLLER




22.D0874407
 PAPER EXIT UNIT:
 MACHINE OR COPI
 ER:ASSY

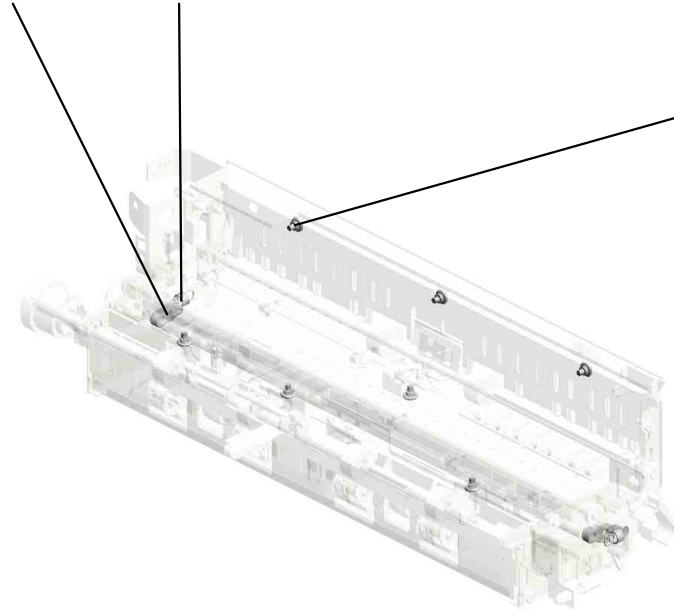


U015_S001
PAPER EXIT UNIT:MACHINE OR COPIER:ASS'Y

43.D0894468 42.D0894467
(x2) (x2)
PLAIN SHAFT BEA SPRING:DECURA
RING:DECURA:DRI
VEN



22.D0874407
PAPER EXIT UNIT:
MACHINE OR COPI
ER:ASSY




44.D1444484
(x7)
SHOULDER SCRE
W - M3
201205-01 O/O

U001	U002	U003	U004	U005	U006	U007	U008	U009	U010	U011	U012	U013	U014	U015	U016	U017	U018	U019	U020	U021
------	------	------	------	------	------	------	------	------	------	------	------	------	------	------	------	------	------	------	------	------

U016.Duplex


U016 S001
D0874531
DUPLEX UNIT:ASSY



U001	U002	U003	U004	U005	U006	U007	U008	U009	U010	U011	U012	U013	U014	U015	U016	U017	U018	U019	U020	U021
------	------	------	------	------	------	------	------	------	------	------	------	------	------	------	------	------	------	------	------	------

U016_S001.DUPLEX UNIT:ASS'Y


U016 S001 S001
D0874551
GUIDE PLATE:TRANSFER U
NIT:ASSY



U001	U002	U003	U004	U005	U006	U007	U008	U009	U010	U011	U012	U013	U014	U015	U016	U017	U018	U019	U020	U021
------	------	------	------	------	------	------	------	------	------	------	------	------	------	------	------	------	------	------	------	------

U016_S001_S001.GUIDE PLATE:TRANSFER UNIT:ASS'Y

U016 S001 S001 S002
D0894624
DRUM STAY:FRONT:ASS'Y


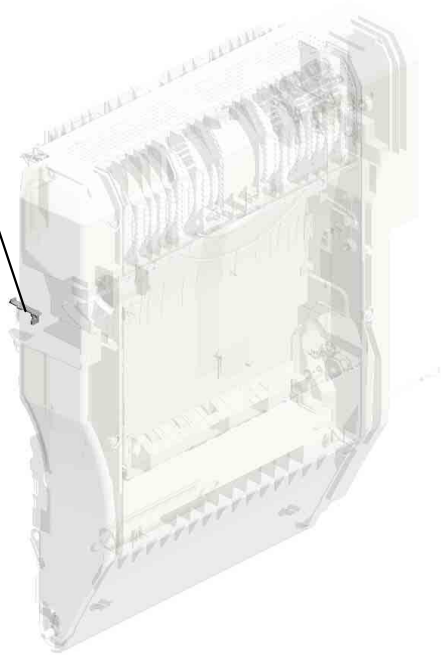


U016 S001 S001 S001
D0894623
SHAFT:HOLDER:REAR:ASS'
Y

U001	U002	U003	U004	U005	U006	U007	U008	U009	U010	U011	U012	U013	U014	U015	U016	U017	U018	U019	U020	U021
------	------	------	------	------	------	------	------	------	------	------	------	------	------	------	------	------	------	------	------	------


U016
Duplex

187.D0296316
STOPPER: HOLDE
R: SEPARATION: UP
PER



U001	U002	U003	U004	U005	U006	U007	U008	U009	U010	U011	U012	U013	U014	U015	U016	U017	U018	U019	U020	U021
------	------	------	------	------	------	------	------	------	------	------	------	------	------	------	------	------	------	------	------	------

U016_S001
 DUPLEX UNIT:ASS'Y



219.D0874531
 [A]
 DUPLEX UNIT:ASS'
 Y
 201704-01 X/O

- 1.03530100N (x4) SCREW-M3X10
- 19.54472681 SNAP RING
- 11.07200040E RETAINING RING - M4
- 13.08010231 HEXAGONAL HEAD BOLT W/WASHER-M3X6
- 5.04543006Q (x9) TAPPING SCREW - M3X6

10.07200030E (x6) RETAINING RING - M3

15.08050092 RETAINING RING - 3M

3.04513006N (x23) TAPPING SCREW - 3X6

9.04573008N (x2) TAPPING SCREW - M3X8

8.04563010N (x2) TAPPING SCREW - M3X10

2.03603006N (x3) SCREW - M3X6

4.04513008N (x2) TAPPING SCREW - M3X8

17.11050551 CLAMP:LES-0505

20.A2596754 BUSHING - 6 6MM

18.11050723 CLAMPS:WES-0507

21.AA060872 SPRING

6.04543008Q (x2) TAPPING SCREW: 3X8


14.08050089 (x12) RETAINING RING - M4

16.11050511 HARNESS CLAMP - LWS-0306ZC

7.04563008N (x23) TAPPING SCREW - M3X8

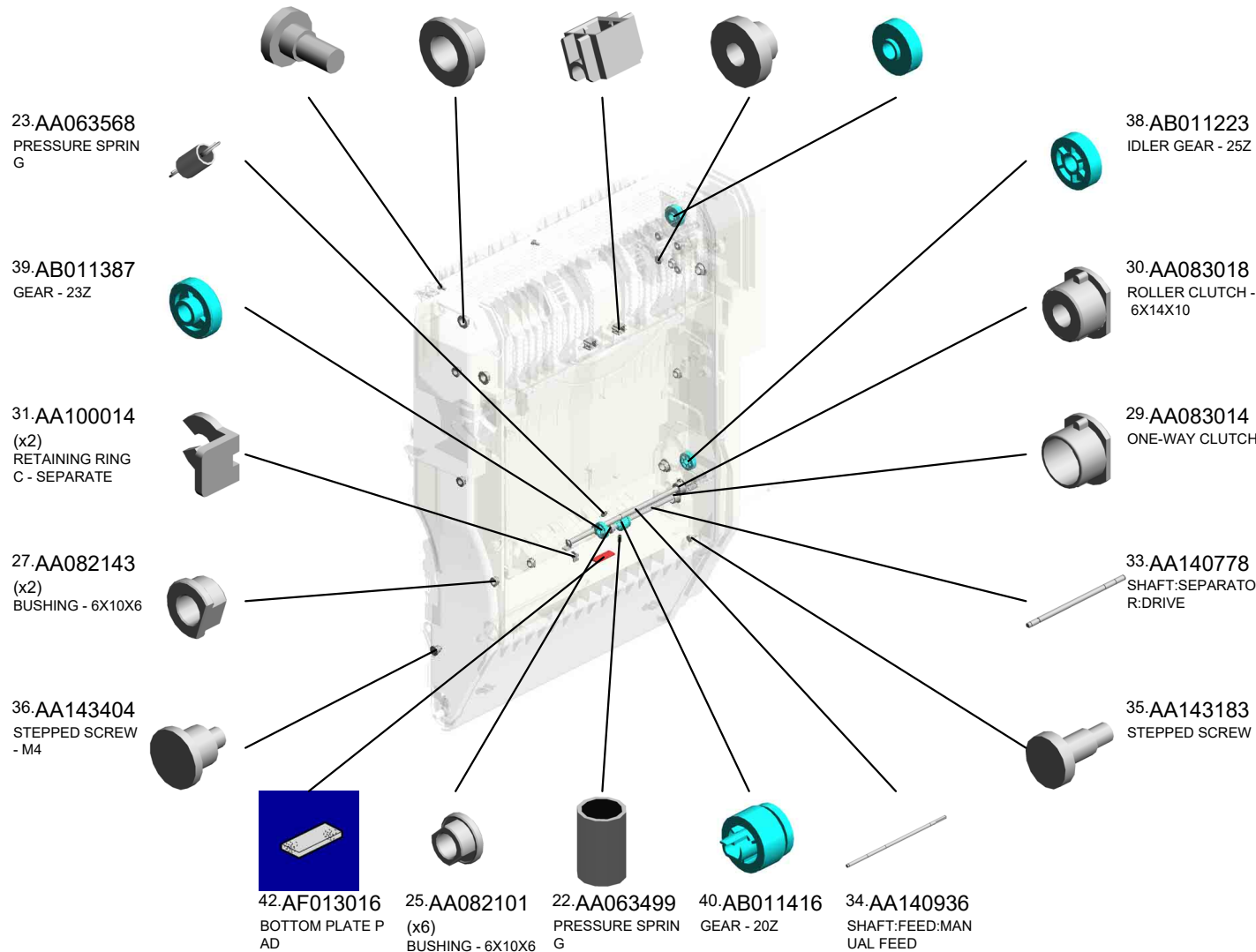
U001	U002	U003	U004	U005	U006	U007	U008	U009	U010	U011	U012	U013	U014	U015	U016	U017	U018	U019	U020	U021
------	------	------	------	------	------	------	------	------	------	------	------	------	------	------	------	------	------	------	------	------

U016_S001
 DUPLEX UNIT:ASS'Y




219.D0874531
 [A]
 DUPLEX UNIT:ASS'
 Y
 201704-01 X/O

- 37.AA143807 (x2) SCREW:A
- 28.AA082144 (x5) BUSHING - 8X12X7
- 24.AA080254 (x2) BUSHING - M4
- 32.AA101021 (x4) RUBBER BUSHING - 6 45HS
- 41.AB014161 REVERSE ROLLER GEAR

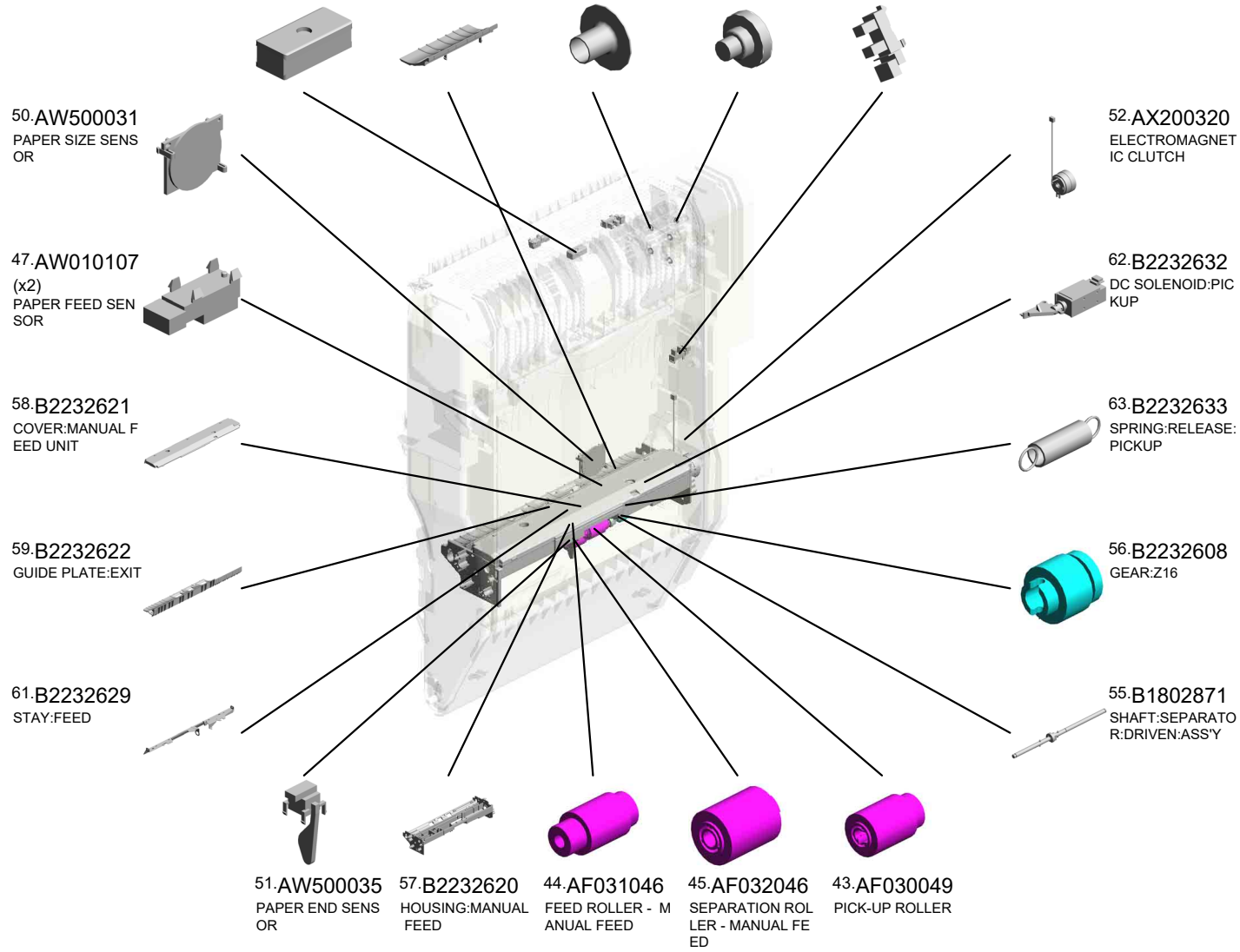


U016_S001
 DUPLEX UNIT:ASS'Y




219.D0874531
 [A]
 DUPLEX UNIT:ASS'
 Y
 201704-01 X/O

- 46.AG070514 MAGNET CATCH
- 60.B2232623 COVER:GUIDE PLATE:EXIT
- 53.B0441825 (x4) COLLAR
- 54.B0441847 SHOULDER SCREW
- 49.AW020145 (x2) PHOTO INTERRUPTOR:FLAT

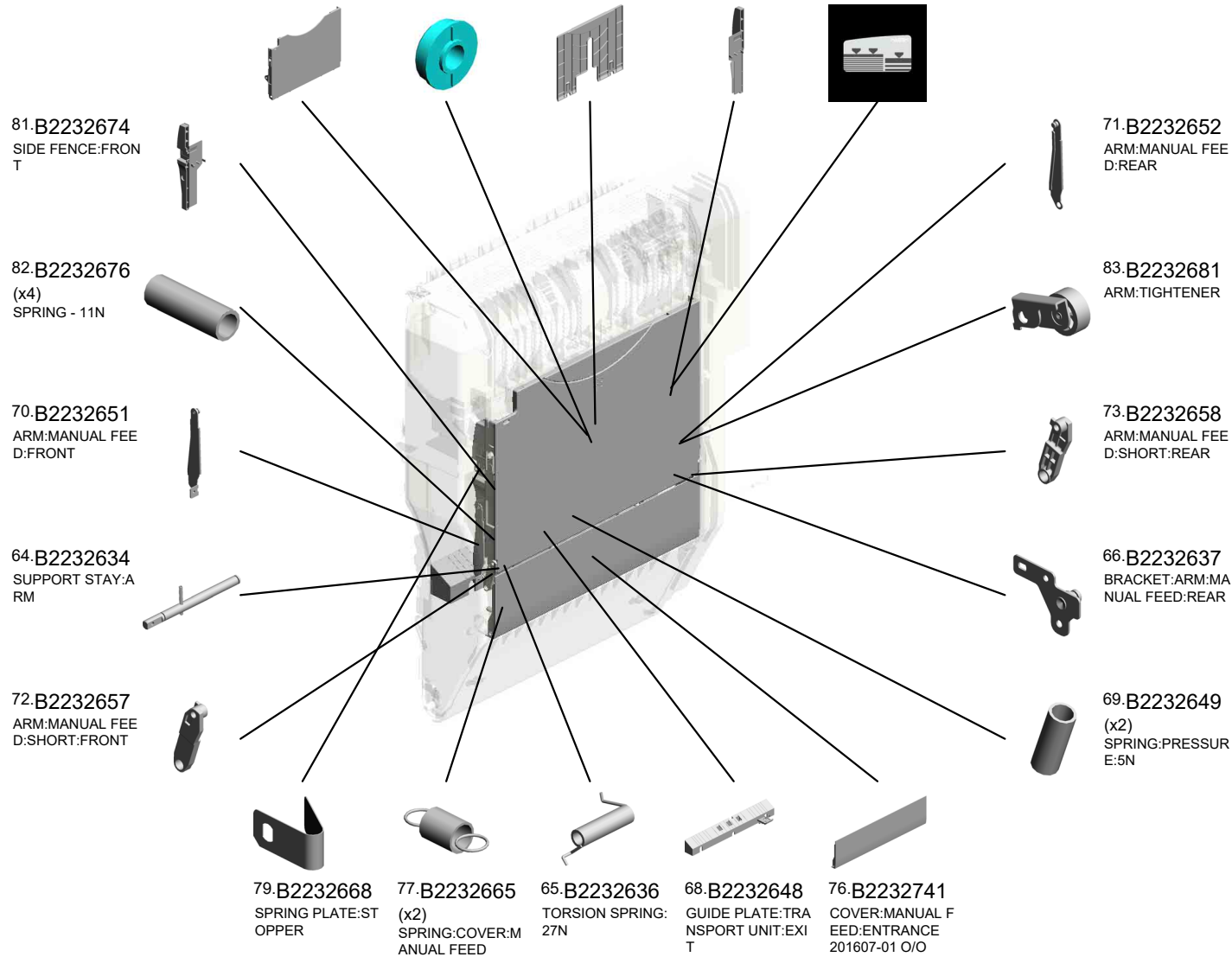


U016_S001
 DUPLEX UNIT:ASS'Y


74.B2232661 COVER:MANUAL F
 EED
 78.B2232666 GEAR:16Z
 75.B2232663 EXTENSION TRAY
 80.B2232673 SIDE FENCE:REAR
 67.B2232645 DECAL:SIDE FENC
 E



219.D0874531
 [A]
 DUPLEX UNIT:ASS'
 Y
 201704-01 X/O



U016_S001
 DUPLEX UNIT:ASS'Y



219.D0874531
 [A]
 DUPLEX UNIT:ASS'
 Y
 201704-01 X/O

- 90.B2232729 DECAL:PAPER SE
T DIRECTION:MAN
UAL FEED:EXP
- 92.B2234501 GUIDE PLATE:RIG
HT
- 103.B2234531 GUIDE PLATE:COV
ER
- 96.B2234514 ROLLER CLUTCH:
T24
- 100.B2234526 TIMING BELT:30S2
M268

91.B2234494
 (x2)
 STOPPER- UPPER
 GATE PAWL



102.B2234529
 ROLLER CLUTCH:
 T24



95.B2234512
 TIMING BELT:30S2
 M182



89.B2232726
 GRIP:SIDE FENCE:
 MANUAL FEED



101.B2234527
 PULLEY:T26/T24



94.B2234511
 TIMING BELT:30S2
 M312



99.B2234525
 TENSION SPRING:
 WIRE:180N



88.B2232713
 (x2)
 RACK:MANUAL FE
 ED



93.B2234502
 GUIDE PLATE:LEF
 T LOWER



97.B2234522
 SPACER:WIRE:ST
 OPPER



84.B2232683
 GEAR:25Z



85.B2232686
 GEAR:Z31




87.B2232696
 DRUM STAY:DRIV
 E



86.B2232689
 GEAR:Z28




98.B2234524
 WIRE:STOPPER:DI
 A1.5



U001	U002	U003	U004	U005	U006	U007	U008	U009	U010	U011	U012	U013	U014	U015	U016	U017	U018	U019	U020	U021
------	------	------	------	------	------	------	------	------	------	------	------	------	------	------	------	------	------	------	------	------

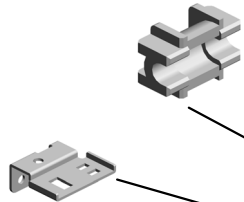
U016_S001
 DUPLEX UNIT:ASS'Y



219.D0874531
 [A]
 DUPLEX UNIT:ASS'
 Y
 201704-01 X/O

- 113.B2234552 (x2) BUSHING:DIA4
- 116.B2234560 (x2) TENSION SPRING: DRIVEN ROLLER
- 121.B2234571 GEAR:PULLEY:Z24 /T40
- 123.B2234573 TIMING BELT:30S2 M128
- 126.B2234586 (x2) PULLEY:T30

119.B2234566
 BRACKET:SENSO
 R:ENTRANCE



120.B2234567
 STAY:TRANSPORT
 :UPPER:PEEN



104.B2234532
 TENSION SPRING:
 HOOK:STOPPER



125.B2234579
 GRIP:OPEN AND C
 LOSE:DUPLEX UNI
 T



111.B2234544
 PULLEY:T35/T33



105.B2234535
 ROLLER CLUTCH:
 T26



106.B2234536
 TIMING BELT:30S2
 M234



108.B2234539
 SHEET:COVER:DU
 PLEX



127.B2234594
 SHAFT:PULLEY:WI
 RE



128.B2234595
 PULLEY:DIA13



117.B2234562
 TIGHTENER



118.B2234564
 SPRING:TIGHTENE
 R




124.B2234575
 BRACKET:STEPPE
 R MOTOR




122.B2234572
 STEPPER MOTOR:
 DC4.29V 1.7W



107.B2234538
 (x2)
 COMPRESSION SP
 RING



U016_S001
 DUPLEX UNIT:ASS'Y



219.D0874531
 [A]
 DUPLEX UNIT:ASS'
 Y
 201704-01 X/O

- 147.D0094522 TENSION SPRING: GATE PAWL:DUPL EX:0.08N
- 150.D0094577 DUPLEX GATE
- 143.D0094504 UPPER GUIDE PLATE - GATE
- 142.D0094503 GUIDE PLATE - LEFT UPPER
- 149.D0094540 COVER - DUPLEX UNIT

133.D0092554 GUIDE SHEET - VERTICAL TRANSPORT

131.D0092510 GUIDE PLATE - EXIT

141.D0092576 (x2) SHAFT - VERTICAL TRANSPORT

137.D0092571 (x2) HOLDER - VERTICAL TRANSPORT

140.D0092575 (x2) SHAFT - IDLER

146.D0094513 COMPRESSION SPRING: EARTH:DUPL EX UNIT

144.D0094511 SPACER: DIA8.0:1.5 MM

145.D0094512 LINK: STOPPER

136.D0092563 GUIDE PLATE - VERTICAL TRANSPORT

132.D0092552 GUIDE SHEET - MANUAL FEED

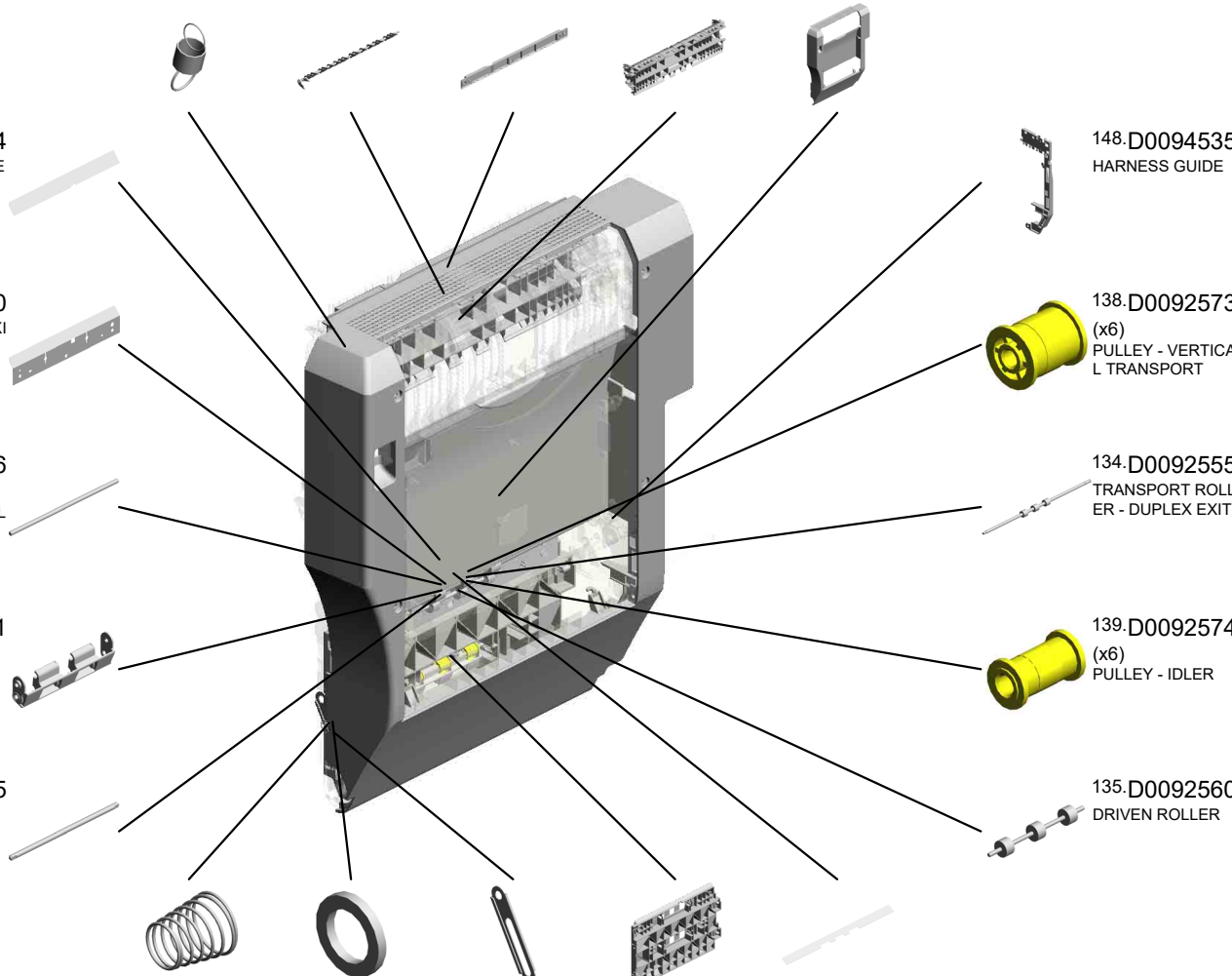
148.D0094535 HARNESS GUIDE

138.D0092573 (x6) PULLEY - VERTICAL TRANSPORT

134.D0092555 TRANSPORT ROLLER - DUPLEX EXIT


139.D0092574 (x6) PULLEY - IDLER

135.D0092560 DRIVEN ROLLER



U016_S001
 DUPLEX UNIT:ASS'Y

- 170.D0294482 GATE PAWL:UPPER ASS'Y
- 159.D0094662 TRANSPORT ROLLER 1
- 158.D0094661 (x2) REVERSE ROLLER - FEED
- 161.D0094664 (x2) DRIVEN ROLLER
- 166.D0292664 FEELER:PAPER SIZE SENSOR:MANUAL FEED



219.D0874531
 [A]
 DUPLEX UNIT:ASS'Y
 201704-01 X/O

164.D0292644
 DECAL:SCALE:MANUAL FEED



160.D0094663
 TRANSPORT ROLLER 2



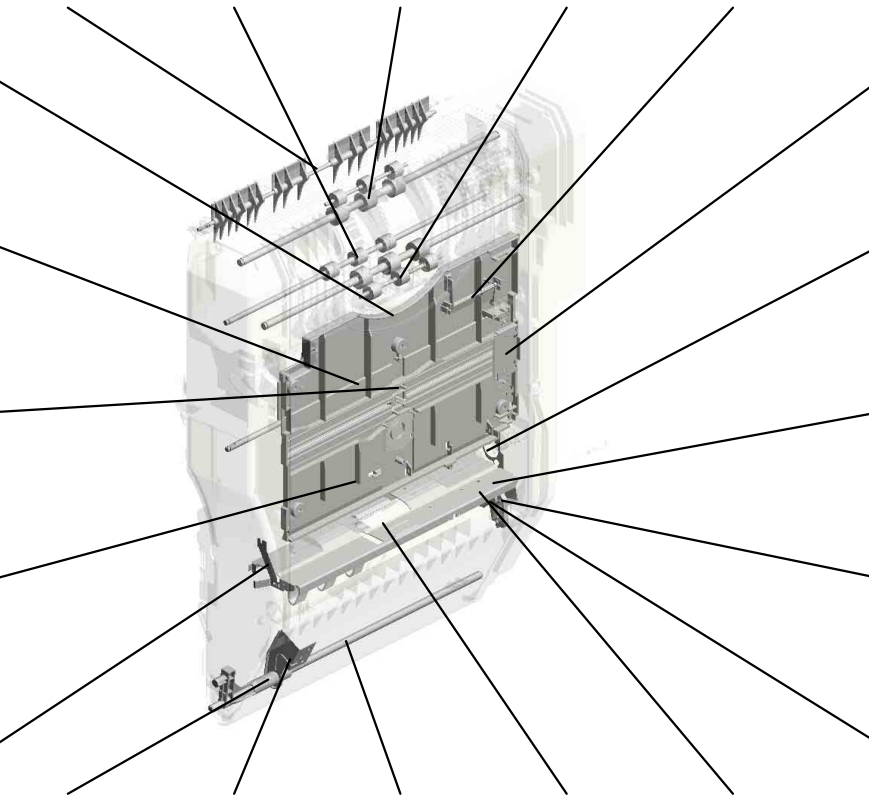
165.D0292662
 MANUAL FEED TABLE



167.D0292677
 (x6) TRANSPORT BELT:DRIVEN:VERTICAL TRANSPORT



163.D0292612
 GROUND PLATE:FRONT:MANUAL FEED



169.D0292710
 COVER:HARNES:MANUAL FEED TABLE



162.D0292611
 GROUND PLATE:REAR:MANUAL FEED



151.D0094587
 TENSION SPRING - RELEASE BRACKET



155.D0094597
 BRACKET - WIRE PULLEY SHAFT




152.D0094588
 STOPPER BRACKET - SPRING



- 156.D0094598 SPRING - SET SHAFT
- 153.D0094589 GUIDE - SET SHAFT
- 157.D0094599 SHAFT - DUPLEX UNIT
- 168.D0292709 GUIDE PLATE:SEPARATOR:ASS'Y
- 154.D0094593 STEPPED SCREW - M3

U016_S001
 DUPLEX UNIT:ASS'Y

- 210.G0604435 (x2) BUSHING - M4
- 198.D0894483 DRIVEN ROLLER: PAPER EXIT UNIT: VERTICAL TRANSPORT
- 201.D0894580 PAPER EXIT UNIT: OPEN AND CLOSE ASS'Y 201108-04 X/O
- 174.D0294497 (x2) COMPRESSION SPRING: DRIVEN ROLLER: GATE
- 180.D0294590 HOOK: STOPPER: DUPLEX UNIT: ASS'Y



- 219.D0874531 [A] DUPLEX UNIT: ASS'Y 201704-01 X/O

- 199.D0894484 GRIP: GATE PAWL: UPPER



- 171.D0294485 LEVER: GATE PAWL: UPPER



- 197.D0894482 (x7) GUIDE: GUIDE PLATE: OPEN AND CLOSE



- 212.GA001073 DECAL: KNOB: Z



- 172.D0294486 TENSION SPRING: GATE PAWL: 1.5N



- 177.D0294534 INNER COVER: DUPLEX
- 208.G0602652 (x6) BUSHING - M4
- 218.D0094528 STAY: SIDE PLATE: LOWER
- 211.G0802900 TORQUE LIMITER



- 173.D1294489 (x2) TENSION SPRING: GUIDE PLATE: RIGHT 201609-01 X/O



- 175.D0294521 BRACKET: HARNESS



- 176.D0294533 INNER COVER: DUPLEX: REAR




- 209.G0602932 PICK-UP ARM - MANUAL FEED



- D0874529 [A] DUPLEX UNIT: EXP. ASS'Y 201704-01 X/O

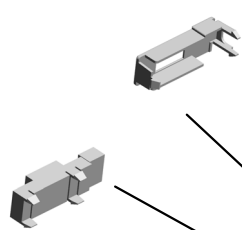
U016_S001_S001
GUIDE PLATE:TRANSFER UNIT:ASS'Y




195.D0874551
GUIDE PLATE:TRA
NSFER UNIT:ASS'Y
201211-01

130.B2384739 COVER - ENTRAN
CE SENSOR
129.B2384733 ENTRANCE SENS
OR BRACKET
114.B2234553 (x2)
TENSION SPRING:
DRIVEN ROLLER
181.D0296285 TERMINAL:TRANS
FER ROLLER
7.04563008N (x10)
TAPPING SCREW -
M3X8

48.AW010118
PAPER FEED SEN
SOR



113.B2234552
(x2)
BUSHING:DIA4



3.04513006N
(x9)
TAPPING SCREW -
3X6



12.07200060E
RETAINING RING -
M6



110.B2234542
TORSION SPRING:
FRONT



112.B2234545
GUIDE PIN:HOLDE
R



179.D0294555
SHEET:TRANSPOR
T SUB-UNIT:FEED
PAPER AGAIN



178.D0294554
BRACKET:GUIDE P
LATE:TRANSFER U
NIT



10.07200030E
(x4)
RETAINING RING -
M3



161.D0094664
(x2)
DRIVEN ROLLER



182.D0296287
(x2)
PLATE:GROUND W
IRE



26.AA082104
(x2)
BUSHING - 8X12X7



109.B2234541
TORSION SPRING:
REAR



115.B2234556
(x2)
COMPRESSION SP
RING




24.AA080254
(x2)
BUSHING - M4



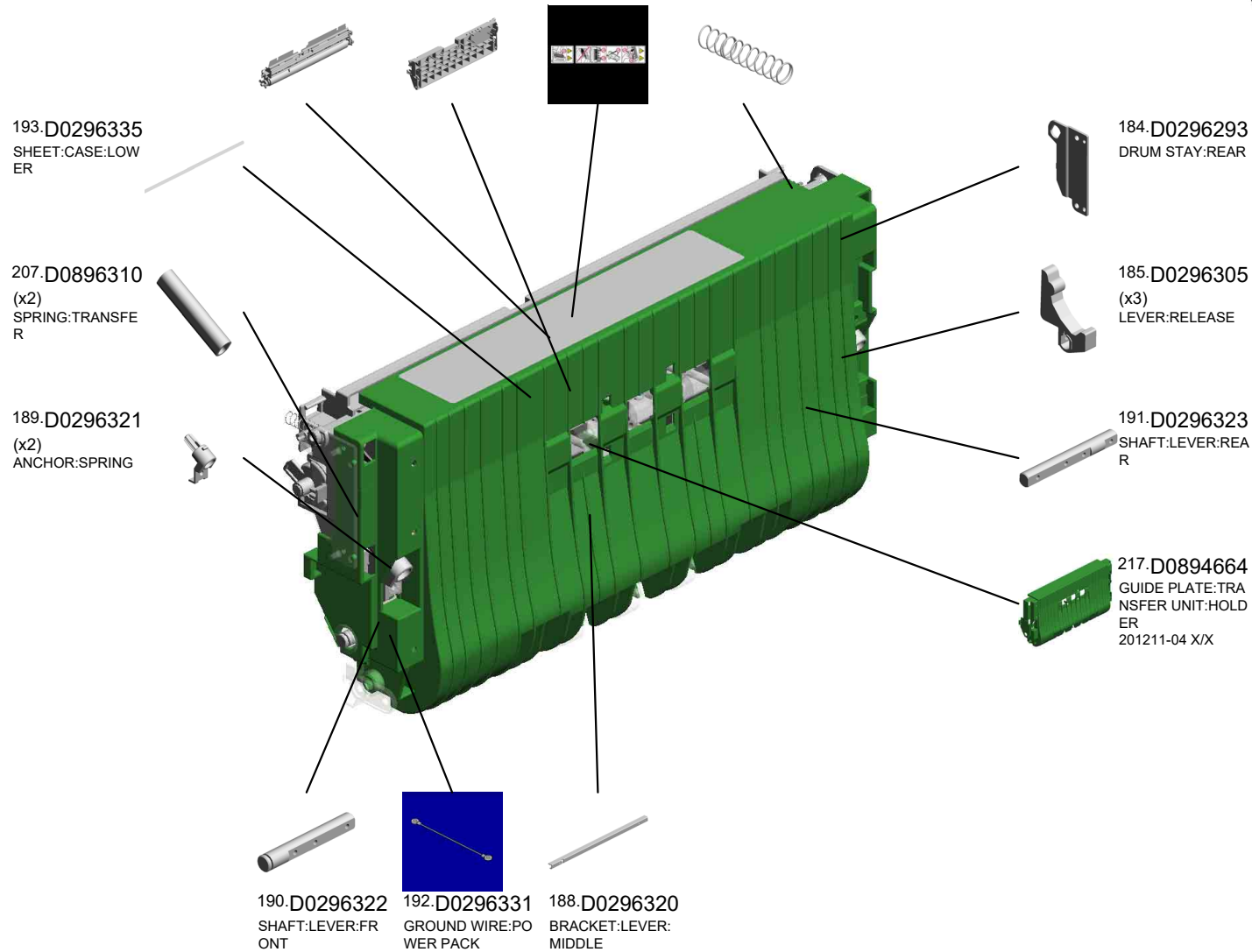
U016_S001_S001

GUIDE PLATE:TRANSFER UNIT:ASS'Y

- 196.D0876202 TRANSFER/SEPARATION UNIT:ASS'Y 201101-01 X/O
- 216.D0296288 CASE:TRANSFER ROLLER 201211-05 X/X
- 200.D0894485 DECAL:H-TEMP WARNING:GUIDE PLATE:OPEN AND CLOSE
- 186.D0296307 (x2) COMPRESSION SPRING:GUIDE PLATE:EXIT:3.5N




- 195.D0874551 GUIDE PLATE:TRANSFER UNIT:ASS'Y 201211-01

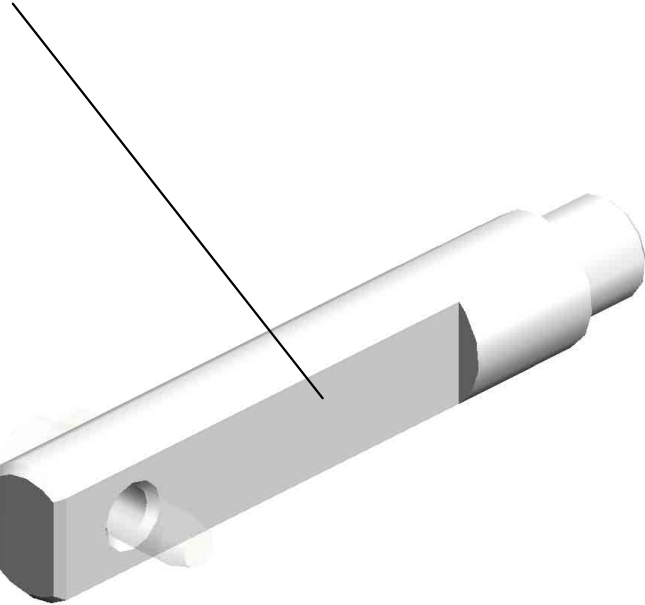


U016_S001_S001_S001
SHAFT:HOLDER:REAR:ASS'Y

205.D0894665
SHAFT:HOLDER:R
EAR
201211-06



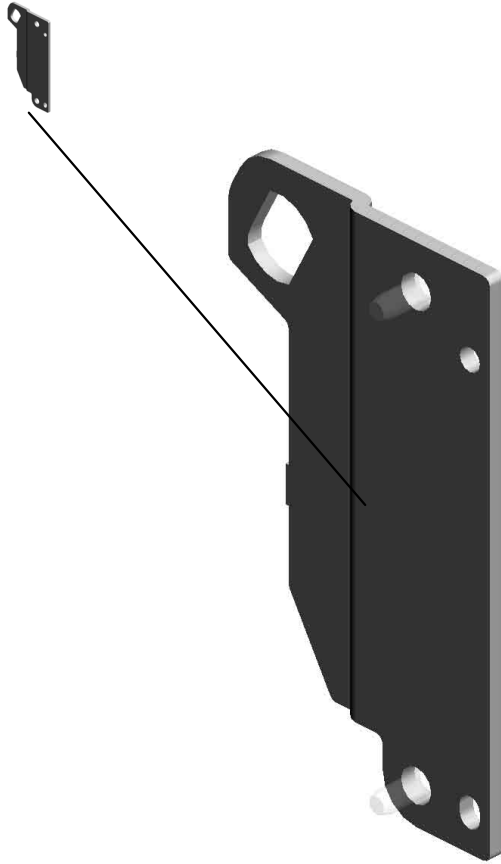
202.D0894623
SHAFT:HOLDER:R
EAR:ASS'Y
201211-02



U001	U002	U003	U004	U005	U006	U007	U008	U009	U010	U011	U012	U013	U014	U015	U016	U017	U018	U019	U020	U021
------	------	------	------	------	------	------	------	------	------	------	------	------	------	------	------	------	------	------	------	------

U016_S001_S001_S002
DRUM STAY:FRONT:ASS'Y

206.D0894666
DRUM STAY:FRON
T
201211-08




203.D0894624
DRUM STAY:FRON
T:ASS'Y
201211-03

U001	U002	U003	U004	U005	U006	U007	U008	U009	U010	U011	U012	U013	U014	U015	U016	U017	U018	U019	U020	U021
------	------	------	------	------	------	------	------	------	------	------	------	------	------	------	------	------	------	------	------	------

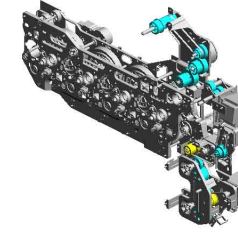
U017.Main Drive

U017 S001
D0871110
DRIVE UNIT:ENGINE:D086/D
087



U001	U002	U003	U004	U005	U006	U007	U008	U009	U010	U011	U012	U013	U014	U015	U016	U017	U018	U019	U020	U021
------	------	------	------	------	------	------	------	------	------	------	------	------	------	------	------	------	------	------	------	------

U017 Main Drive



- 19.11050489 HARNESS CLAMP - LWS 1316
- 6.04503012N (x2) TAPPING SCREW: 3X12
- 2.03603006N (x8) SCREW - M3X6
- 20.11050516 CLAMP
- 13.07200030E RETAINING RING - M3

- 3.03603016N (x2) SCREW - M3X16

- 15.07200060E (x4) RETAINING RING - M6

- 11.04543008Q (x3) TAPPING SCREW: 3X8

- 12.04543020Q (x2) TAPPING SCREW:: 3X20

- 9.04543005Q (x3) TAPPING SCREW:: 3X5

- 7.04513006N (x14) TAPPING SCREW - 3X6
- 14.07200040E (x4) RETAINING RING - M4
- 18.11050488 HARNESS CLAMP
- 10.04543006Q (x8) TAPPING SCREW - M3X6
- 8.04514008N (x2) TAPPING SCREW: 4X8

- 4.03604010N (x5) SCREW:M4X10

- 1.03530080N (x4) SCREW:M3X8

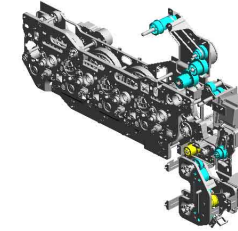
- 21.54472681 (x2) SNAP RING

- 17.08050089 (x2) RETAINING RING - M4

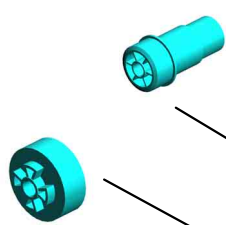
- 5.04340100N (x2) TAPPING SCREW - 4X10

U017 Main Drive

37.AB017758 GEAR:EXIT:NO.2
 23.AA043336 TIMING BELT:40S3 M267
 35.AB017754 GEAR:FUSING:NO.1
 36.AB017757 GEAR:EXIT:NO.1
 46.AX060369 BRUSHLESS MOT OR:DRIVE:FUSING:27W



32.AB011560 GEAR:FUSING:NO.2



38.AB017774 GEAR:FUSING:NO.3



28.AA101021 (x4) RUBBER BUSHING - 6 45HS



25.AA043601 TIMING BELT - B40 S2M118



39.AB017830 TIMING PULLEY:REGISTRATION



31.AB011259 (x2) GEAR - 32Z



30.AB011258 (x2) GEAR - 38Z



34.AB017699 (x2) GEAR - 33Z/44Z



40.AB030781 TIMING PULLEY - 2 8Z/30T



24.AA043585 TIMING BELT:40S3 M162



22.A2324666 CUSHION - STEPPER MOTOR



33.AB017493 GEAR PULLEY



48.AX200289 (x2) MAGNETIC CLUTCH - 32Z



26.AA080346 (x2) BUSHING:FLANGE TYPE:DIA6

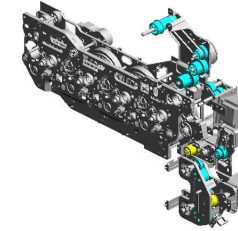


29.AA161180 CUSHION:DC STEPPER MOTOR



U017 Main Drive

- 68.D0291163 BRACKET:FUSING/
PAPER EXIT UNIT:
ASSY
- 65.BB013017 GEAR:SLOW DOW
N:NO.2
- 63.BA146036 SHAFT:GEAR:SWI
VEL
- 72.D0294204 HOLDER:GEAR
- 64.BB013016 (x2)
GEAR:SLOW DOW
N:NO.1



- 71.D0294202 BRACKET:STEPPE
R MOTOR:AUXILIA
RY:PEEN

- 70.D0294201 BRACKET:GEAR:S
LOW DOWN

- 69.D0291199 DRIVE UNIT:ON-OF
F:TRANSFER

- 50.B0441825 (x4)
COLLAR

- 58.B2231191 BRACKET:DRIVE U
NIT:REGISTRATIO
N

- 54.B2231186 (x4)
DRIVE JOINT

- 53.B2231183 (x2)
GRIP SHAFT

- 57.B2231189 (x2)
FEED DRIVE SHAF
T

- 59.B2231354 DRUM STAY:DRIV
E UNIT

- 52.B2231180 BRACKET:PAPER
FEED

- 62.B7002649 TIMING BELT:40S2
M144

- 60.B2232691 BRACKET:STEPPE
R MOTOR

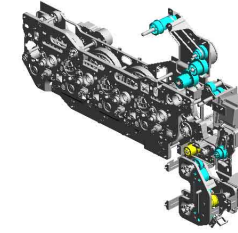
- 55.B2231187 (x2)
MAGNETIC CLUTC
H BRACKET

- 61.B2232694 GUIDE:GEAR

- 56.B2231188 STEPPER MOTOR
DC24V

U017 Main Drive


81.D0894360 GEAR:SLOW DOWN:WORM GEAR
 79.D0894353 STOPPER
 73.D0294222 BRACKET:GEAR:SUPPORTING PLATE



76.D0891199 DRIVE UNIT:ON-OFF:TRANSFER



82.H3103640 (x2) SPACER



78.D0894351 PLATE:DC STEPPER MOTOR



80.D0894356 STEPPER MOTOR:DC:3.36W



77.D0892745 STEPPER MOTOR:DUPLEX:DC:1.44W




83.M0261190 DC STEPPER MOTOR:REGISTER:1.34W

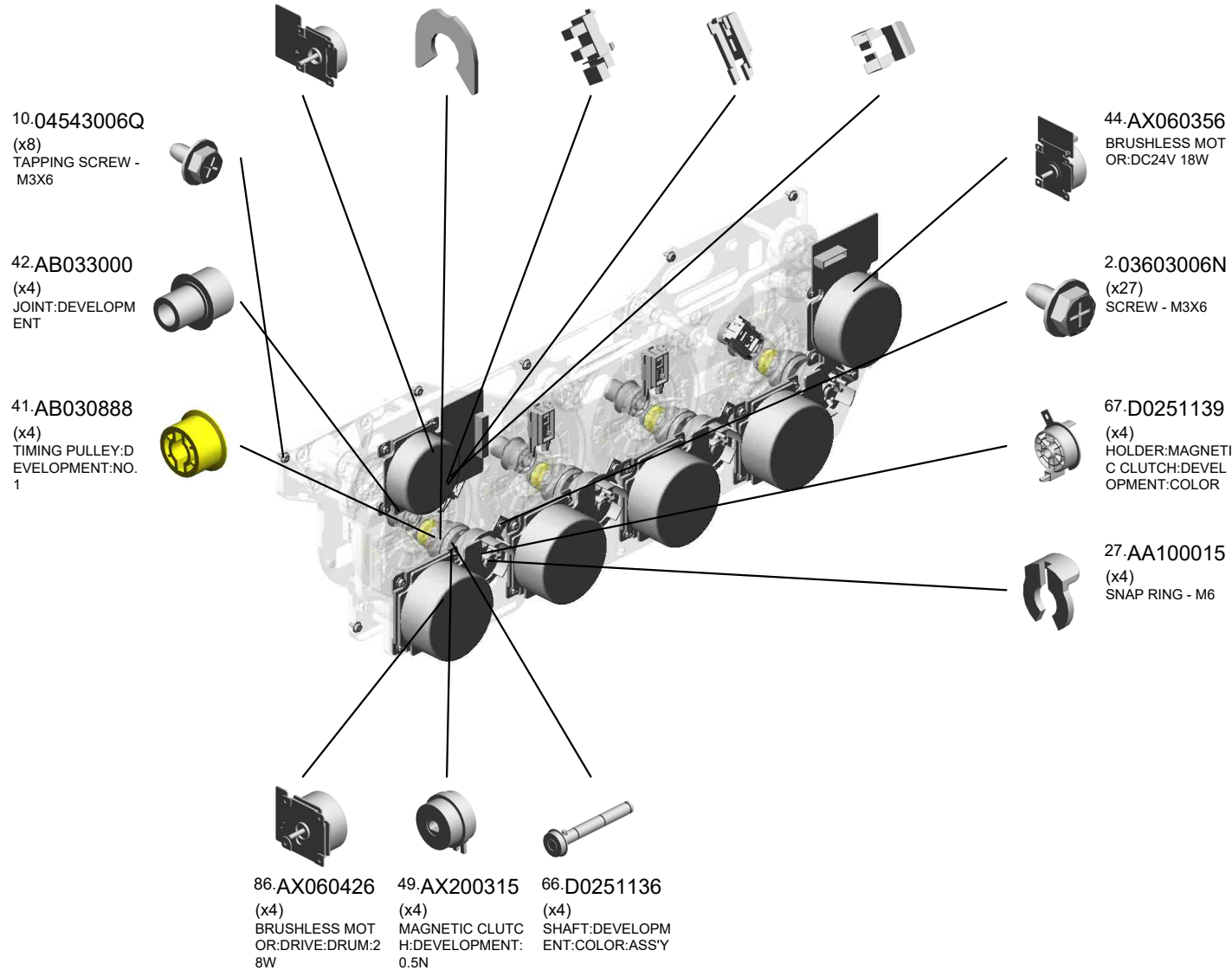
U001	U002	U003	U004	U005	U006	U007	U008	U009	U010	U011	U012	U013	U014	U015	U016	U017	U018	U019	U020	U021
------	------	------	------	------	------	------	------	------	------	------	------	------	------	------	------	------	------	------	------	------

U017_S001
 DRIVE UNIT:ENGINE:D086/D087

- 47.AX060413 BRUSHLESS MOT OR:DRIVE:DC:10W
- 16.08050088 (x8) RETAINING RING - M6
- 43.AW020145 (x4) PHOTOINTERRUPTOR:FLAT
- 51.B2231144 (x4) HOLDER:POSITIONING SENSOR
- 75.D0891145 (x4) BRACKET:SENSOR COVER

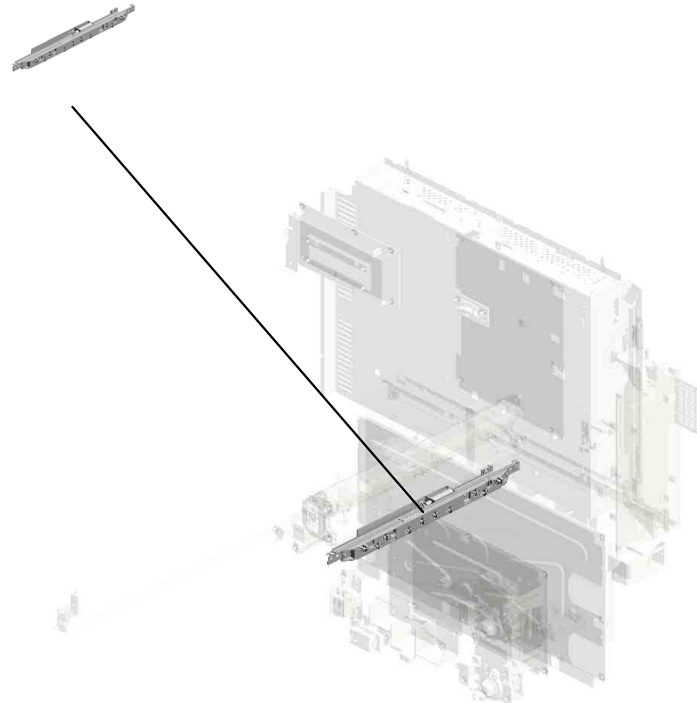


74.D0871110
 DRIVE UNIT:ENGINE:
 D086/D087



U018.Electrical

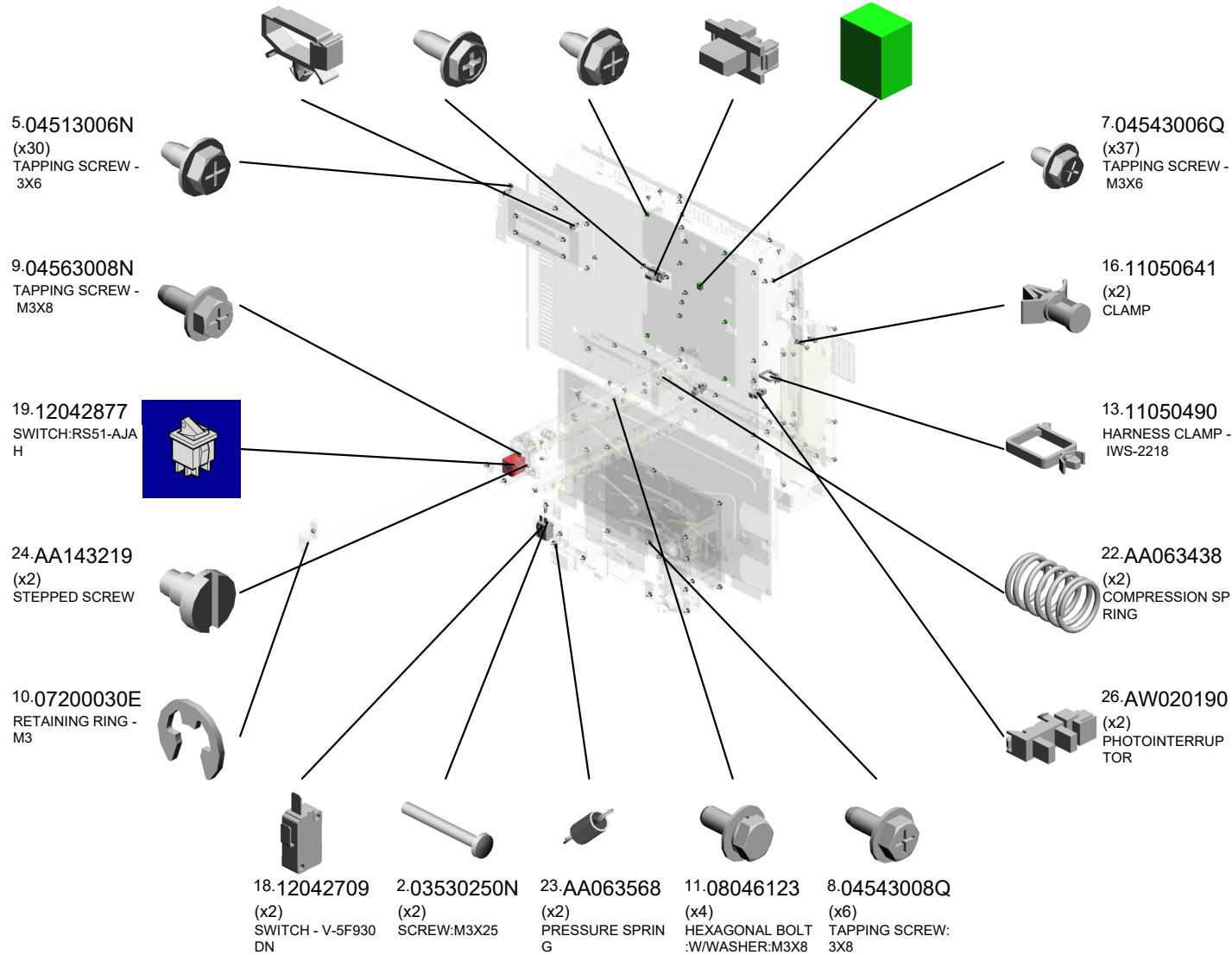
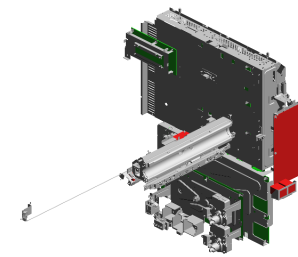
U018 S001
D0895861
DENSITY SENSOR:ASS'Y



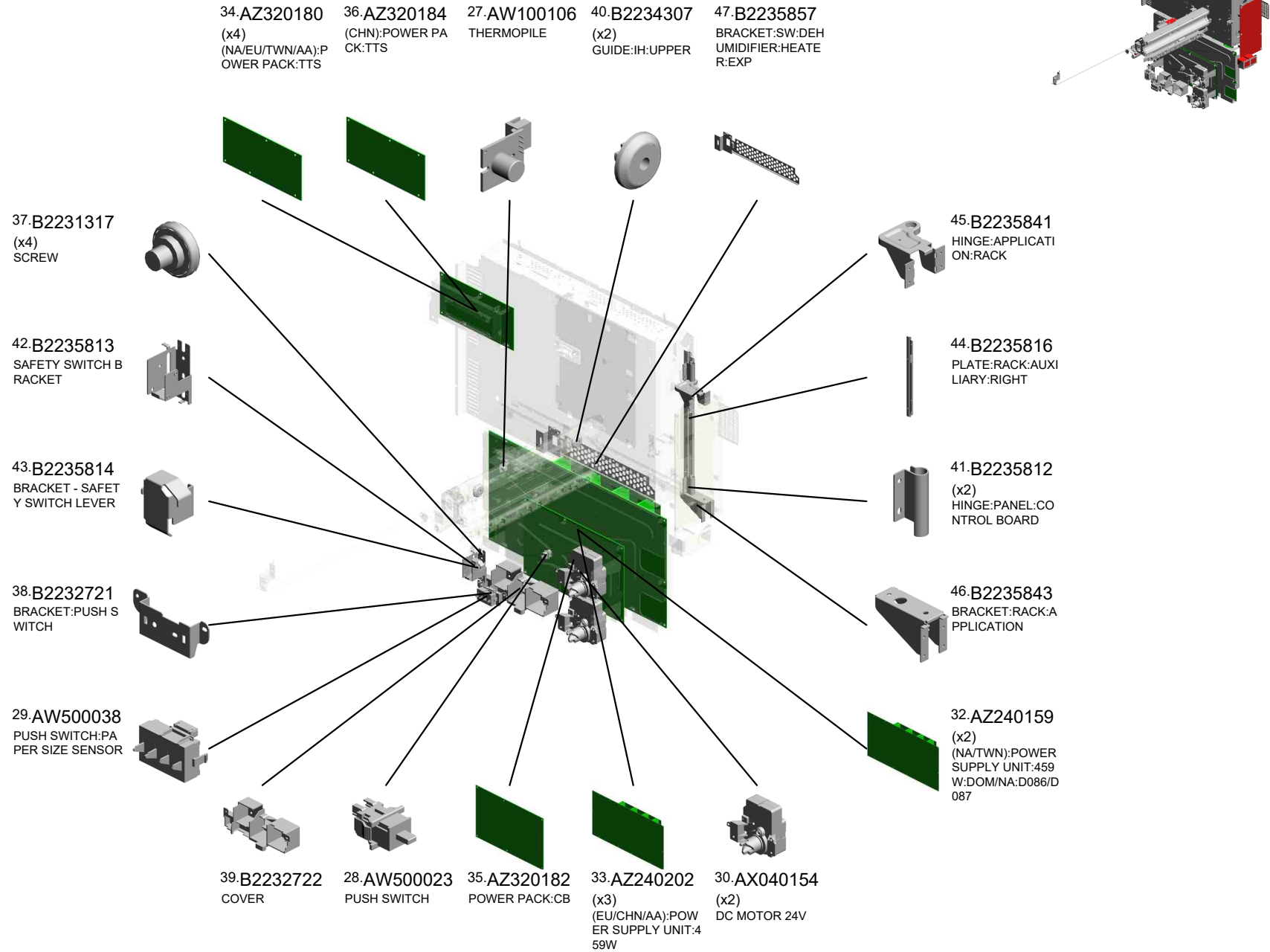
U001	U002	U003	U004	U005	U006	U007	U008	U009	U010	U011	U012	U013	U014	U015	U016	U017	U018	U019	U020	U021
------	------	------	------	------	------	------	------	------	------	------	------	------	------	------	------	------	------	------	------	------

U018 Electrical

- 15.11050516 (x2) CLAMP
- 4.04503008N (x4) TAPPING SCREW - M3X8
- 3.03603006N (x29) SCREW - M3X6
- 12.11029782 CONNECTOR:5140 5-1819
- 20.14077667 EEPROM:BR24T12 8-W 201207-01 O/O

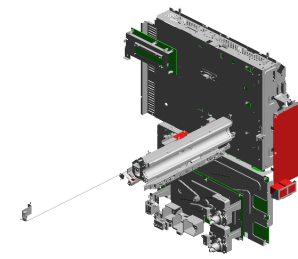


U018 Electrical



U018 Electrical

56.D0251755 (x2) GROUND WIRE:SCANNER:RACK
 68.D0295814 RACK:APPLICATION:FRONT:ASSY 201602-02 X/O
 53.B2385891 DRAWER BRACKET
 65.D0295805 RACK:INNER BACK:AUXILIARY:MIDDLE
 58.D0255886 GASKET:UC-30028 1V0:L20



57.D0255834 BRACKET:POWER PACK:TTS

69.D0295835 BRACKET:PCB:FFB

59.D0294333 BRACKET:COIL:CONTACT POINT:PEEN

50.B2385825 POWER SOURCE SWITCH LINK

49.B2385824 SLIDE SWITCH COVER

55.B5457506 SCREW:BUSHING

63.D0295160 (x2) (NA/TWN):PCB:RLB

64.D0295162 (x3) (EU/CHN/AA):PCB:RLB

70.D0295861 (x3) GASKET:65TFV5-0.5:L90

61.D0294340 BRACKET:SENSOR:TURN

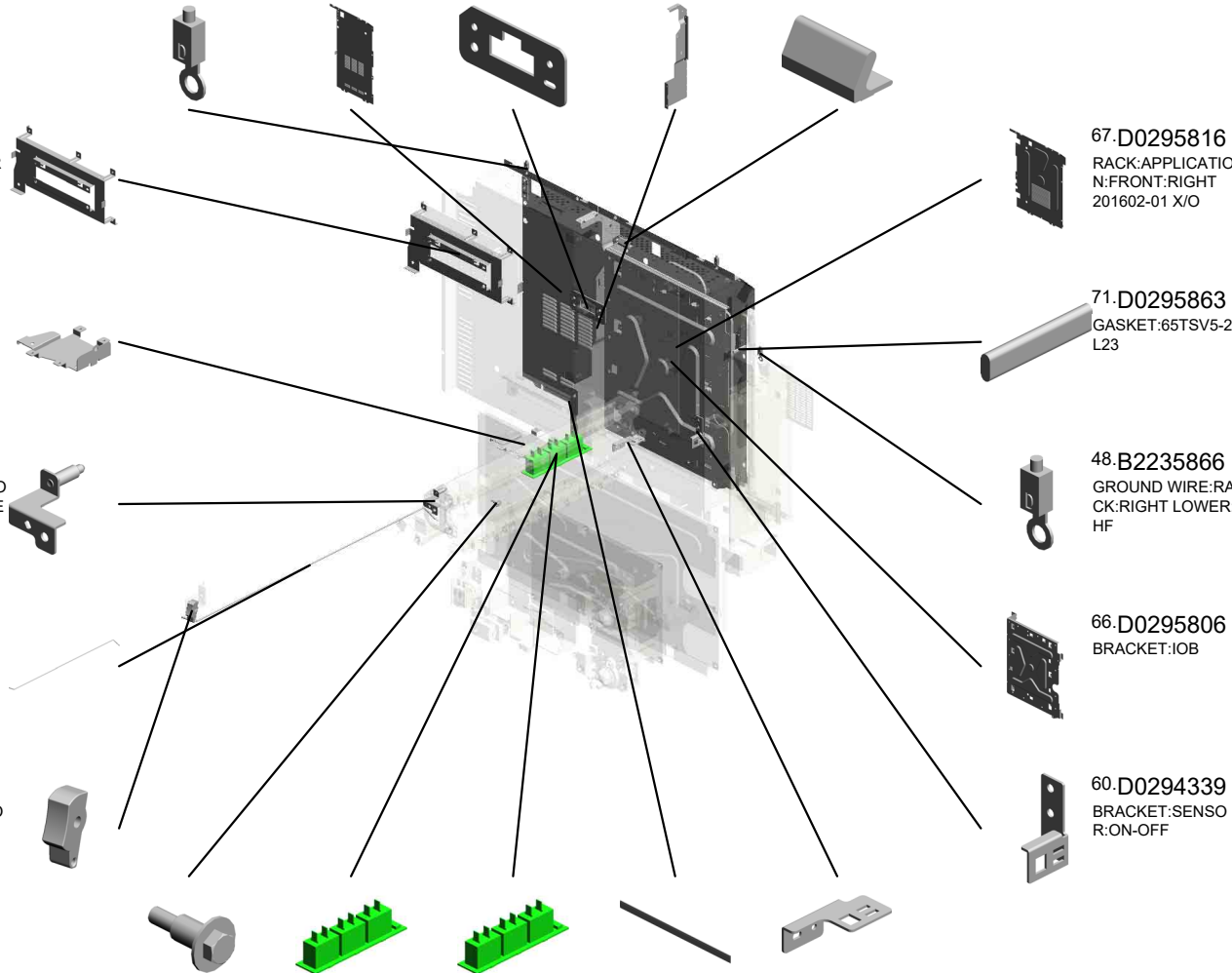
67.D0295816 RACK:APPLICATION:FRONT:RIGHT 201602-01 X/O

71.D0295863 GASKET:65TSV5-2:L23

48.B2235866 GROUND WIRE:RACK:RIGHT LOWER:HF

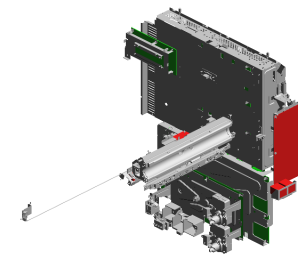
66.D0295806 BRACKET:IOB

60.D0294339 BRACKET:SENSOR:ON-OFF



U018 Electrical

- 78.D0874342 BRACKET:THERMISTOR:OPILE
- 83.D0894365 HOLDER:THERMISTOR:LENS
- 86.D0895165 PCB:FFB
- 72.D0874325 (x2) (NA/TWN):COIL:IH:DOM/NA:SUB-ASS'Y
- 89.D0895809 SHADEING PLATE:RACK:MIDDLE 201105-01 X/O



- 84.D0894366 COVER:THERMISTOR:LENS



- 76.D0874335 BRACKET:PRESSURE:COIL:FRONT



- 75.D0874330 SIDE PLATE:COIL:FRONT



- 90.D0895827 BRACKET:MAIN SWITCH



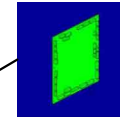
- 94.M1255830 BRACKET:HANDLE:MAIN SWITCH:PEEN 201305-01 O/O



- 73.D0874326 (x3) (EU/CHN/AA):COIL:IH:SUB-ASS'Y
- 81.D0894322 HOUSING:RELAY:UPPER
- 82.D0894323 HOUSING:RELAY:LOWER
- 79.D0874343 BRACKET:PRESSURE:REAR
- 91.D0895830 BRACKET:PSU:ASSY



- 85.D0895123 PCB:IOB 201102-03 X/O



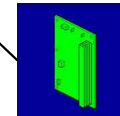
- 77.D0874338 SEAL:DUCT:IH:REAR



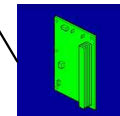
- 74.D0874328 SIDE PLATE:COIL:REAR



- 87.D0895170 (x2) (NA/TWN):INVERTOR:IH:DOM/NA

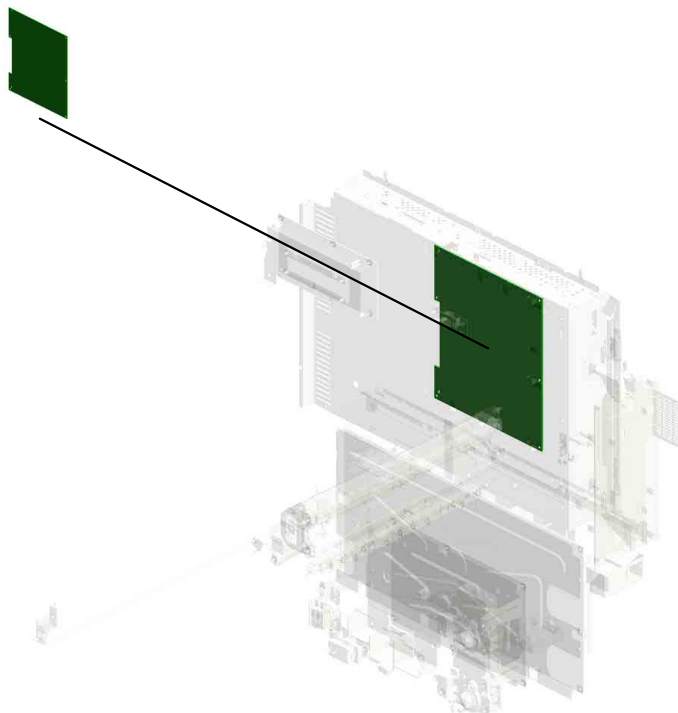
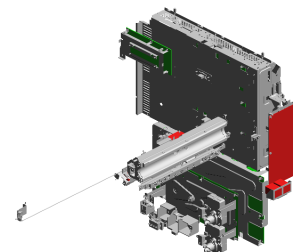


- 88.D0895172 (x3) (EU/CHN/AA):INVERTOR:IH



U018
Electrical


96.D0875118
PCB:BICU:B086/B0
87



U001	U002	U003	U004	U005	U006	U007	U008	U009	U010	U011	U012	U013	U014	U015	U016	U017	U018	U019	U020	U021
------	------	------	------	------	------	------	------	------	------	------	------	------	------	------	------	------	------	------	------	------

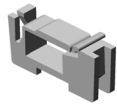
U018_S001
 DENSITY SENSOR:ASS'Y

52.B2385875 93.D0896395
 DC SOLENOID DC2 DENSITY SENSOR
 4V



92.D0895861
 DENSITY SENSOR:
 ASS'Y

17.11050723
 CLAMPS:WES-050
 7



1.03125040N
 (x2)
 SCREW - M2.5X4



25.AA143520
 (x2)
 SHOULDER SCRE
 W - M3



6.04513008N
 (x6)
 TAPPING SCREW -
 M3X8



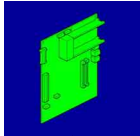
51.B2385867 21.AA060151
 HOOK:SOLENOID: TENSION SPRING
 SENSOR:TM



U001	U002	U003	U004	U005	U006	U007	U008	U009	U010	U011	U012	U013	U014	U015	U016	U017	U018	U019	U020	U021
------	------	------	------	------	------	------	------	------	------	------	------	------	------	------	------	------	------	------	------	------

U019.Controller

U019 S001
D5465710
CONTROLLER BOARD - D08
6:(for D086)



U001	U002	U003	U004	U005	U006	U007	U008	U009	U010	U011	U012	U013	U014	U015	U016	U017	U018	U019	U020	U021
------	------	------	------	------	------	------	------	------	------	------	------	------	------	------	------	------	------	------	------	------

U019 Controller

17.D0895824 COVER:SD-CARD: D086/D087
 16.D0895795 SD-CARD:Z-V4:EX P:ASSY
 19.D0895887 (x2) PANEL:INTERFAC E
 12.D0295887 GASKET:65TSV5-1: L150
 15.D0869590 NV-RAN



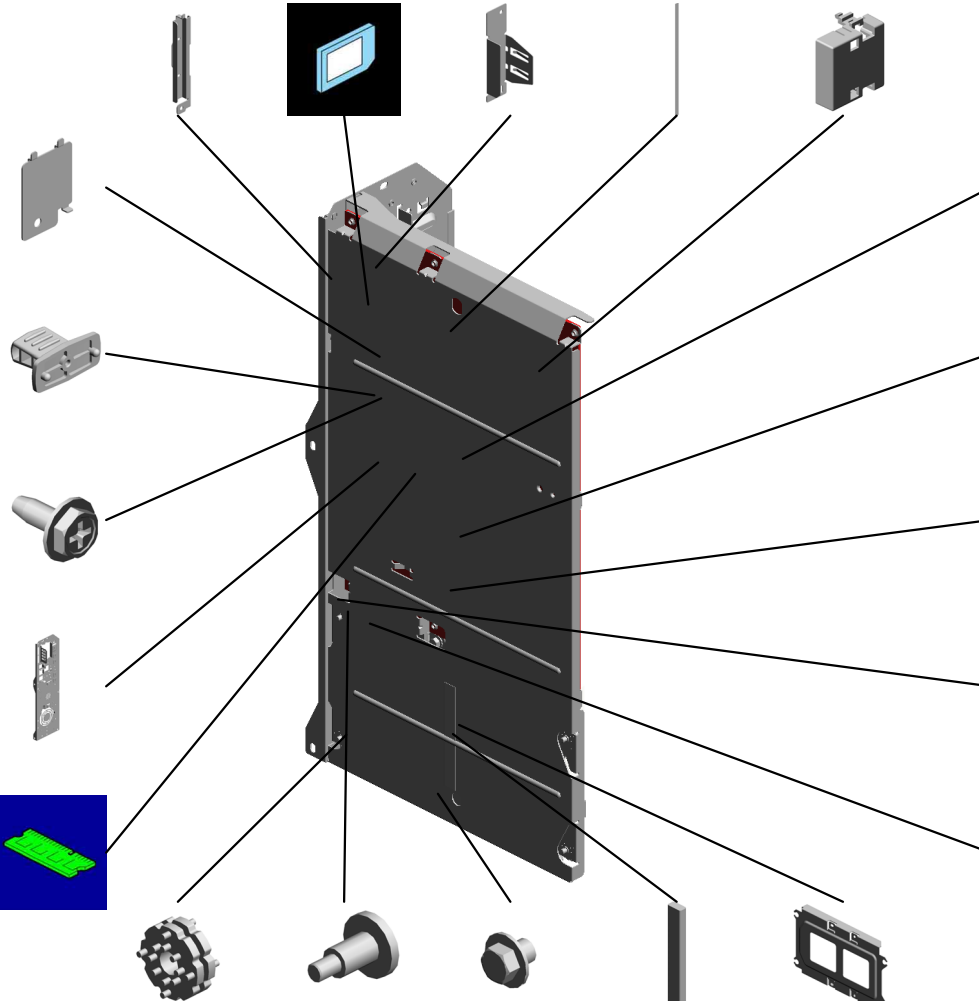
8.D0145974 COVER:CONNECT OR:EFI

7.B2385885 (x2) CONTROL BOARD PANEL GRIP

2.04503008N (x2) TAPPING SCREW - M3X8

18.D0895825 RACK:INNER BACK :AUXILIARY:LEFT:ASSY

24.G1786062 PCB:PC4200:RAW CARD-C:512MB



21.D5505710 CONTROLLER BOARD - D087:(for D087)

10.D0295879 BRACKET:CONTROL BOARD:PEEN

13.D0295888 GASKET:65TSV5-1:L100

1.03603020N (x2) SCREW:M3X20

6.AX640197 FAN:MM60:DC 0.6 W

5.AA161167 (x4) BUSHING:HDD

3.AA143548 (x4) SCREW:M3X4.2

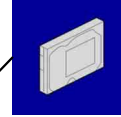
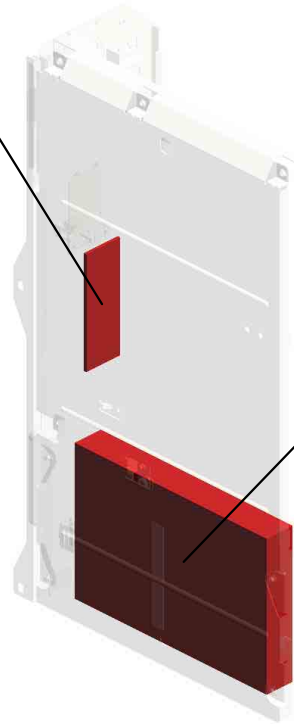
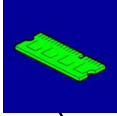
4.AA143551 (x4) HEXAGONAL HEAD BOLT:#6-32UNC X4

14.D0295889 GASKET:65TSV10-5:L65

11.D0295882 BRACKET:HDD

U019 Controller

25.G1786072
PCB:PC4200:RAW
CARD-A:1GB



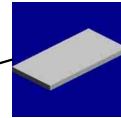


26.D0295789
HDD:ST:500GB:PH
ARAOH_OASIS
201708-01 O/O



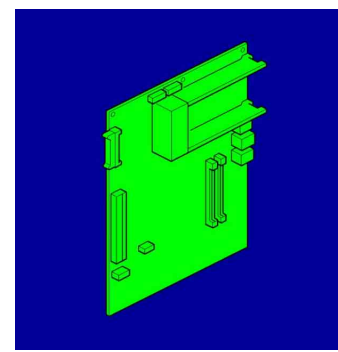
U001	U002	U003	U004	U005	U006	U007	U008	U009	U010	U011	U012	U013	U014	U015	U016	U017	U018	U019	U020	U021
------	------	------	------	------	------	------	------	------	------	------	------	------	------	------	------	------	------	------	------	------

U019_S001
CONTROLLER BOARD - D086:(for D086)

22.G1335793
RAIL:RIGHT
201204-07 O/O



23.G1335794
RAIL:LEFT
201204-09 O/O

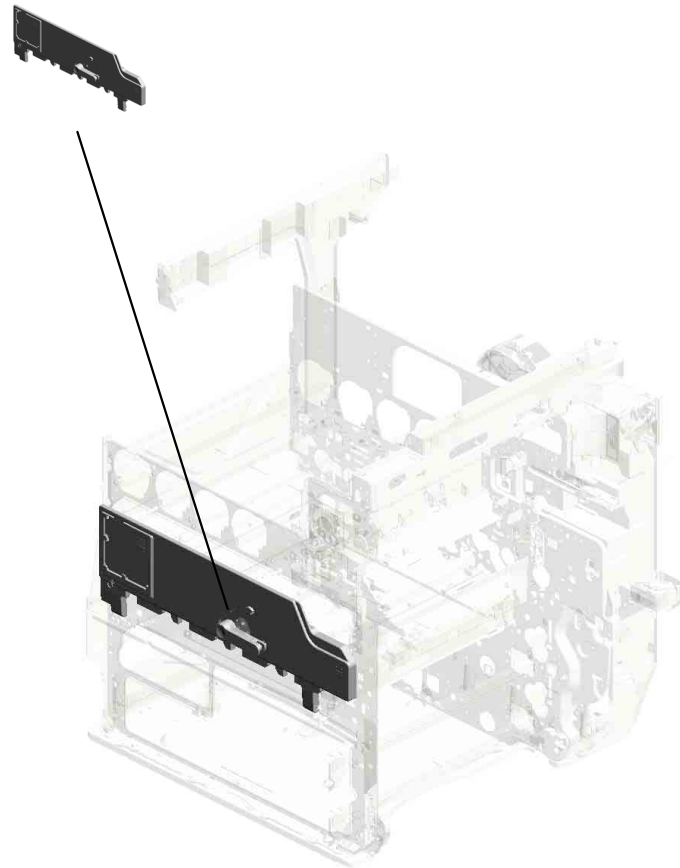


20.D5465710
CONTROLLER BO
ARD - D086:(for D0
86)

U001	U002	U003	U004	U005	U006	U007	U008	U009	U010	U011	U012	U013	U014	U015	U016	U017	U018	U019	U020	U021
------	------	------	------	------	------	------	------	------	------	------	------	------	------	------	------	------	------	------	------	------

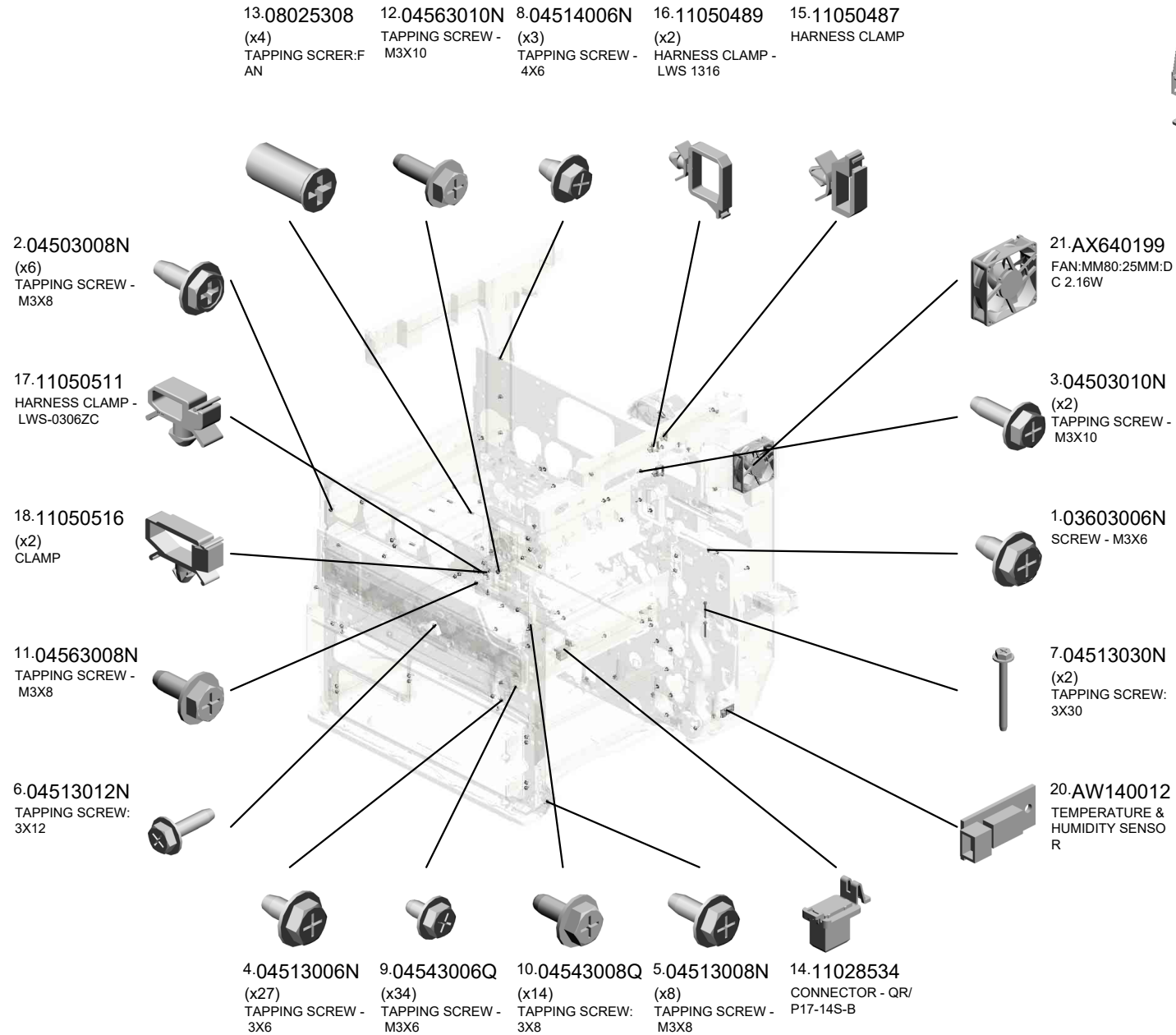

U020.Main Frame

U020 S001
D0891030
DRUM STAY:PCU:ASSY




U001	U002	U003	U004	U005	U006	U007	U008	U009	U010	U011	U012	U013	U014	U015	U016	U017	U018	U019	U020	U021
------	------	------	------	------	------	------	------	------	------	------	------	------	------	------	------	------	------	------	------	------

U020 Main Frame




U001	U002	U003	U004	U005	U006	U007	U008	U009	U010	U011	U012	U013	U014	U015	U016	U017	U018	U019	U020	U021
------	------	------	------	------	------	------	------	------	------	------	------	------	------	------	------	------	------	------	------	------

U020 Main Frame




- 45.B2231329 (x2) SOUND PROOFING MATERIAL:DUCT
- 47.B2231341 DUCT:SUPPLY:FRONT
- 48.B2231342 DUCT:SUPPLY:REAR
- 43.B2231326 DUCT:FUSING
- 44.B2231327 DUCT:FUSING:REAR


22.AX650045
SIROCCO FAN:DC
24V 2.6W



36.B2231304
STOPPER:LEVER:
DRUM STAY



27.B2231103
BRACKET:HINGE:LEFT




28.B2231123
HINGE - COVER
DRUM STAY




25.B2231101
GRIP:FRONT



26.B2231102
BRACKET:GRIP:RIGHT FRONT



23.B1011097 (x6)
RUBBER FOOT:H5



34.B2231245
CAP:GRIP



24.B2231065
CONNECTOR BRACKET



29.B2231207
COVER:CONNECTOR:HEATER



31.B2231237
DUCT:REAR:2




32.B2231238
DUCT:REAR:3



30.B2231236
DUCT:REAR:1




46.B2231332 (x4)
FAN MOTOR - MM60 DC24V



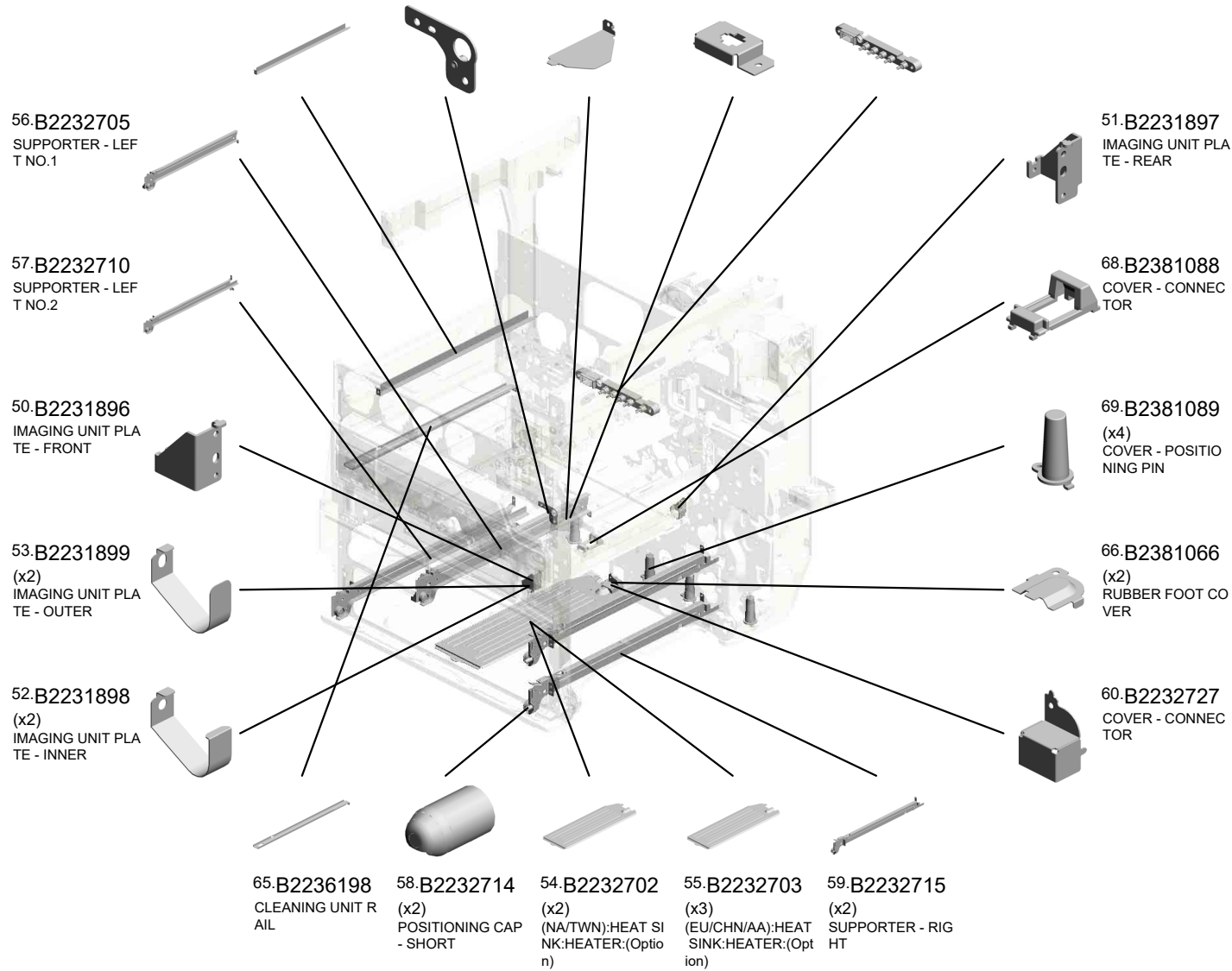
33.B2231239
DUCT:REAR:LOWER




U020 Main Frame



- 61.B2233328 TONER CARTRIDGE GUIDE
- 67.B2381072 POSITIONING PLATE:GUIDE PLATE:FRONT LOWER:PEEN
- 63.B2235849 COVER:CONNECTOR:HEATER
- 62.B2235848 BRACKET:BASE:CONNECTOR
- 64.B2236140 DRAWER:INTERMEDIATE TRANSFER:ASSY



U020 Main Frame



89.D0296145 RAIL:LEFT:C2
 90.D0296146 RAIL:RIGHT:C2
 76.D0291054 CAM:GUIDE:FUSING
 80.D0291323 DUCT:IH:FRONT
 81.D0291324 DUCT:IH:REAR

75.D0291053
CAM:GUIDE:FUSING:LEFT

82.D0291343
SEAL:DUCT:IH:FRONT:#120

87.D0291351
LEVER:LOCK:FUSING UNIT:FRONT

83.D0291345
GUIDE PLATE:FUSING:FRONT

71.B2382543
COVER - TRAY LEFT

73.D0094594
FRONT GUIDE - DUPLEX UNIT SET

78.D0291061
(x2)
DECAL:LEVER:LOCK:FUSING

72.B2382544
TRAY COVER - MIDDLE

70.B2382541
(x2)
TRAY COVER - RIGHT

74.D0094595
REAR GUIDE - DUPLEX UNIT SET

86.D0291348
SEAL:DUCT:IH:REAR

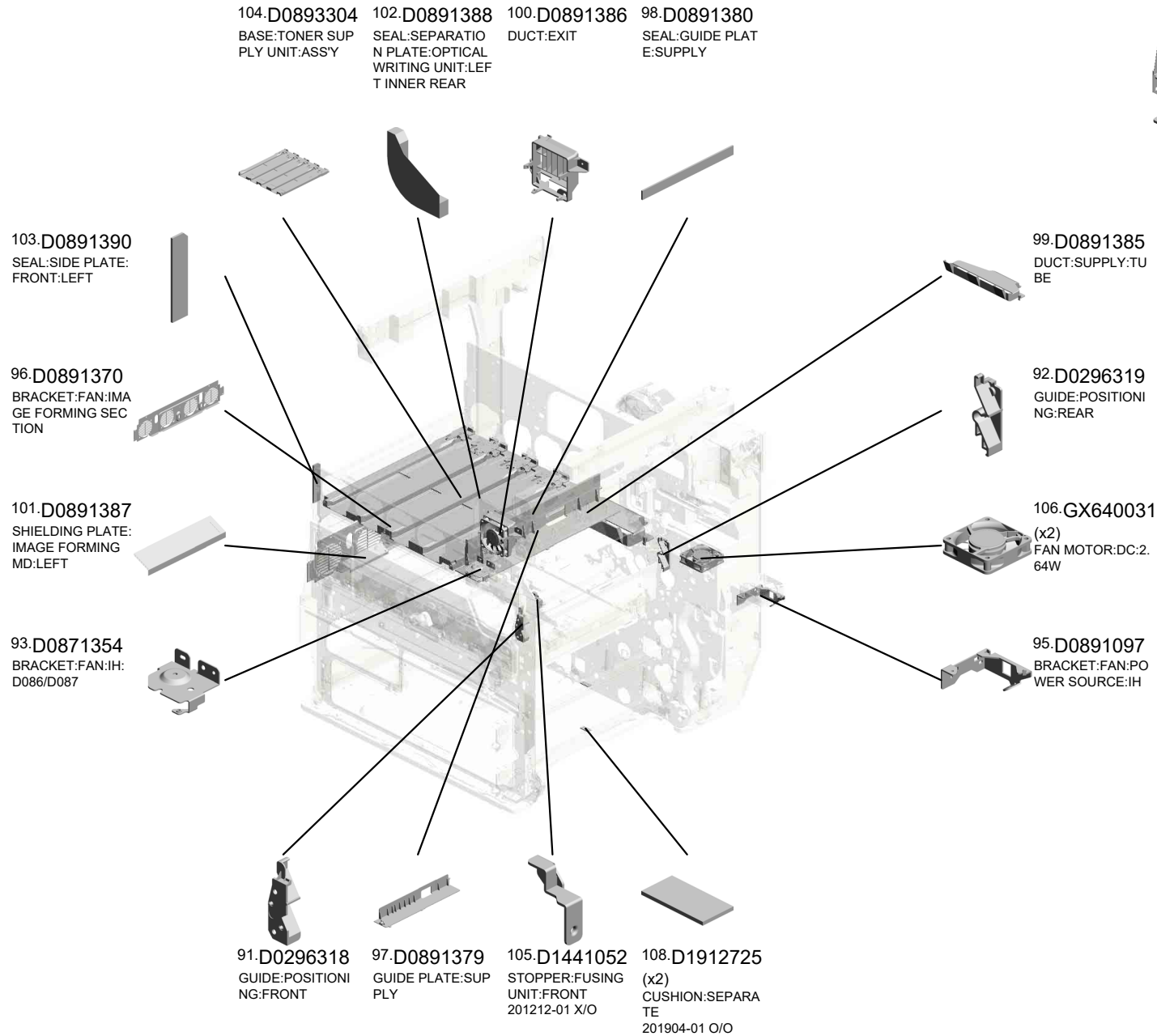

88.D0291355
LEVER:LOCK:FUSING UNIT:REAR

84.D0291346
GUIDE PLATE:FUSING:REAR

85.D0291347
STOPPER:FUSING UNIT:REAR

77.D0291058
(x2)
SEAL:BURRING


U020 Main Frame



U001	U002	U003	U004	U005	U006	U007	U008	U009	U010	U011	U012	U013	U014	U015	U016	U017	U018	U019	U020	U021
------	------	------	------	------	------	------	------	------	------	------	------	------	------	------	------	------	------	------	------	------

U020_S001
 DRUM STAY:PCU:ASS'Y

42.B2231319 WIRE
 35.B2231303 DRUM STAY LEVER




94.D0891030
 DRUM STAY:PCU:
 ASS'Y

37.B2231306
 DRUM STAY



41.B2231318
 SPRING



40.B2231317
 (x6)
 SCREW



3.04503010N
 (x8)
 TAPPING SCREW -
 M3X10

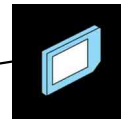
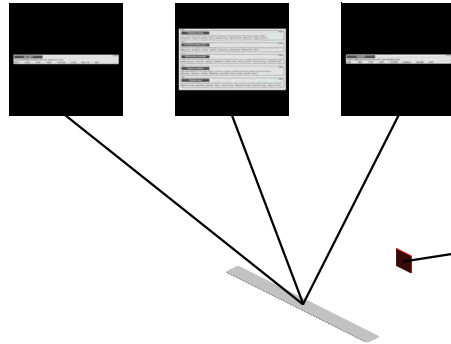


39.B2231316 (x4)
 BALL BEARING CLIP
 38.B2231315 (x4)
 BALL BEARING PLATE

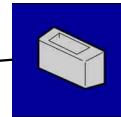


U021 Accessories

8.B2371591 (CHN):DECAL:CAUTION:ORIGINAL:CHINESE
 7.B2291397 (EU):DECAL:CAUTION:ORIGINAL
 9.B2371592 (TWN):DECAL:CAUTION:ORIGINAL:TAIWAN




16.D0895796
 SD-CARD:VM/CALYPSO:ASS'Y
 201101-02 X/O



5.B0651371
 CLOTH HOLDER




4.16071859
 FERRITE CORE:E04SR241336A



6.B0651374
 CLOTH - DF EXPOSURE GLASS




11.B6522379
 (x2)
 (NA/AA):DECAL:CAUTION:ORIGINAL:5-LANG



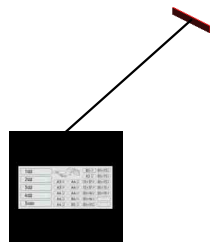
12.D0887603
 (NA):MANUAL:ABO UT_MACHINE



13.D0887605
 (AA):MANUAL:ABO UT_MACHINE



14.D0887653
 (NA):MANUAL:TROUBLESHOOT



10.B2382524
 DECAL - PAPER SIZE




15.D0887655
 (AA):MANUAL:TROUBLESHOOT



17.D3767901
 (x2)
 (NA/EU):SEAL:CAUTION:18LANGUAGES

U021
Accessories



18.D3767905
(x2)
(NA/EU);SHEETLA:
18LANGUAGES



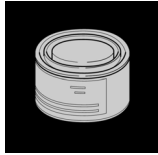
19.GZ000004
(CHN);POWER SU
PPLY CORD



20.H5115007
(x2)
(NA/TWN);STAMP

1. 11500377 (x 2)
(EU/AA);POWER SUPPLY CODE:250V:
10A
2. 11500409 (x 1)
(TWN);POWER SUPPLY CODE:125V:15
A
3. 11500438 (x 1)
(NA);POWER SUPPLY CODE:AC125V:1
5A

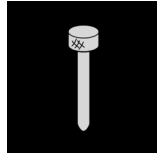
Special Tools



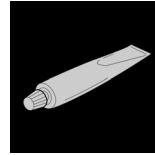
1.52039502
SILICON GREASE G-501



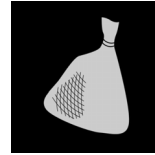
2.A0929503
C4 COLOR TEST CHART (3 PCS/SET)



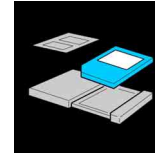
3.A1849501
SCANNER POSITIONING PIN (2PCS/ SET)



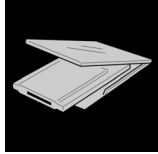
4.A2579300
GREASE BARRIERTA - S552R




5.B1329700
LUBRICANT POWDER



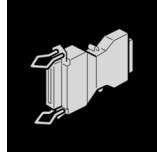
6.B6455010
SD CARD



7.B6456705
PCMCIA CARD ADAPTER



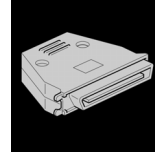
8.B6456830
USB READER/WRITER



9.B6795100
PLUG - IEEE1284 TYPE C



10.C4019503
20X MAGNIFICATION SCOPE



11.G0219350
LOOP-BACK CONNECTOR - PARALL



12.VSSM9000
DIGITAL MULTIMETER - FLUKE87 EL

Exclusive Parts

Number	Part Name	Group	ID
52039502	SILICON GREASE G-501	Special Tools	1
52062686	SNAP RING	U007_S001	8
		U007_S002	8
54421924	EXPOSURE GLASS CUSHION	U003	12
54472681	SNAP RING	U016_S001	19
		U017	21
A0929503	C4 COLOR TEST CHART (3 PCS/SET)	Special Tools	2
A1001714	REFLECTOR	U003_S002	13
A1849501	SCANNER POSITIONING PIN (2PCS/SET)	Special Tools	3
A1931766	WIRE CLAMP	U003	14
A1931769	CLAMP - REAR WIRE	U003	15
A1931816	1ST SLIDE RAIL	U003	16
A2322987	ROLLER - PAPER TRAY	U005_S001	5
		U006_S001	5
A2324666	CUSHION - STEPPER MOTOR	U017	22
A2501752	EXPOSURE GLASS	U003	17
A2501791	2ND SCANNER SHOE	U003_S001	18
A2579300	GREASE BARRIERTA - S552R	Special Tools	4
A2596754	BUSHING - 6 6MM	U016_S001	20
A2672857	SPRING PLATE - SIDE FENCE	U005_S001_S002	6
		U006_S001_S002	6
A2672859	SIDE FENCE STOPPER	U005_S001_S002	7
		U006_S001_S002	7
A2672860	REAR LEVER STOPPER	U005_S001_S002	8
		U006_S001_S002	8
AA000239	DECAL:COLOR:MFP	U001	6
AA001477	DECAL:ENERGY-STAR	U001	7
AA043336	TIMING BELT:40S3M267	U017	23
AA043583	TIMING BELT - S2M460	U013	4
AA043585	TIMING BELT:40S3M162	U017	24
AA043601	TIMING BELT - B40S2M118	U017	25
AA060151	TENSION SPRING	U018_S001	21
AA060693	TENSION SPRING	U007_S001	9
		U007_S002	9
AA060722	TENSION SPRING	U013	5
AA060872	SPRING	U016_S001	21

Number	Part Name	Group	ID
AA060979	TENSION SPRING:TENSION:14720MN	U003	19
AA060980	TENSION SPRING:TENSION:11300MN	U003	20
AA060989	SPRING:FUSING EXIT:PRESSURE	U014_S001	13
		U014_S002	13
		U014_S003	13
		U014_S004	13
		U014_S005	13
		U014_S006	13
AA061003	TENSION SPRING:SIDE FENCE:REAR	U005_S001	9
		U006_S001	9
AA061014	TENSION SPRING:GRIP	U005_S001	10
		U006_S001	10
AA061026	COMPRESSION SPRING:DRIVEN ROLLER	U014_S001	14
		U014_S002	14
		U014_S003	14
		U014_S004	14
		U014_S005	14
		U014_S006	14
AA061061	SPRING:PRESSURE:PICKUP	U007_S001	10
		U007_S002	10
AA062259	SPRING - RELEASE	U007_S001	11
		U007_S002	11
AA063438	COMPRESSION SPRING	U018	22
AA063499	PRESSURE SPRING	U016_S001	22
AA063568	PRESSURE SPRING	U016_S001	23
		U018	23
AA066404	COIL SPRING:STRIPPER PLATE:FUSING:FRONT	U014_S001	15
		U014_S002	15
		U014_S003	15
		U014_S004	15
		U014_S005	15
		U014_S006	15
AA066405	COIL SPRING:STRIPPER PLATE:FUSING:REAR	U014_S001	16
		U014_S002	16
		U014_S003	16
		U014_S004	16

Exclusive Parts

Number	Part Name	Group	ID
		U014_S005	16
		U014_S006	16
AA080254	BUSHING - M4	U016_S001	24
		U016_S001_S001	24
AA080346	BUSHING:FLANGE TYPE:DIA6	U017	26
AA080348	BUSHING:DRIVEN ROLLER	U014_S001	17
		U014_S002	17
		U014_S003	17
		U014_S004	17
		U014_S005	17
		U014_S006	17
AA082101	BUSHING - 6X10X6	U008	6
		U009_S005	12
		U016_S001	25
AA082102	BUSHING - 6X10X6	U007_S001	12
		U007_S002	12
AA082104	BUSHING - 8X12X7	U016_S001_S001	26
AA082143	BUSHING - 6X10X6	U007_S001	13
		U007_S002	13
		U016_S001	27
AA082144	BUSHING - 8X12X7	U003	21
		U016_S001	28
AA082150	PLAIN SHAFT BEARING:M6	U007_S001	14
		U007_S002	14
AA082156	BUSHING:DIA6XDIA10X6	U015_S001	7
AA083014	ONE-WAY CLUTCH	U016_S001	29
AA083018	ROLLER CLUTCH - 6X14X10	U016_S001	30
AA084000	BUSHING:DIA6	U010_S001	2
		U010_S002	2
		U010_S003	2
		U010_S004	2
AA100014	RETAINING RING C - SEPARATE	U007_S001	15
		U007_S002	15
		U016_S001	31
AA100015	SNAP RING - M6	U017_S001	27
AA101021	RUBBER BUSHING - 6 45HS	U016_S001	32
		U017	28
AA140778	SHAFT:SEPARATOR:DRIVE	U016_S001	33

Number	Part Name	Group	ID
AA140936	SHAFT:FEED:MANUAL FEED	U016_S001	34
AA143183	STEPPED SCREW	U016_S001	35
AA143219	STEPPED SCREW	U018	24
AA143404	STEPPED SCREW - M4	U016_S001	36
AA143520	SHOULDER SCREW - M3	U018_S001	25
AA143548	SCREW:M3X4.2	U019	3
AA143551	HEXAGONAL HEAD BOLT:#6-32UNCX4	U019	4
AA143577	SCREW:TP:M4	U005	11
AA143807	SCREW:A	U016_S001	37
AA143823	TAPPING SCREW	U001	8
AA143867	SCREW:DIA4:M3	U014_S001	18
		U014_S002	18
		U014_S003	18
		U014_S004	18
		U014_S005	18
		U014_S006	18
AA161167	BUSHING:HDD	U019	5
AA161180	CUSHION:DC STEPPER MOTOR	U017	29
AB010156	GEAR:SEPARATE:DRIVE	U007_S001	16
		U007_S002	16
AB010157	GEAR:SEPARATE:DRIVEN	U007_S001	17
		U007_S002	17
AB011218	GEAR - ROLLER CLUTCH	U007_S001	18
		U007_S002	18
AB011223	IDLER GEAR - 25Z	U016_S001	38
AB011252	GEAR - 20Z	U007_S001	19
		U007_S002	19
AB011258	GEAR - 38Z	U017	30
AB011259	GEAR - 32Z	U017	31
AB011387	GEAR - 23Z	U016_S001	39
AB011416	GEAR - 20Z	U016_S001	40
AB011560	GEAR:FUSING:NO.2	U017	32
AB014161	REVERSE ROLLER GEAR	U016_S001	41
AB014303	GEAR:HOT ROLLER:ROLLER CLUTCH:Z22	U014_S001	19
		U014_S002	19
		U014_S003	19
		U014_S004	19

Exclusive Parts

Number	Part Name	Group	ID
		U014_S005	19
		U014_S006	19
AB014316	GEAR:IDLER:TURN	U014_S001	20
		U014_S002	20
		U014_S003	20
		U014_S004	20
		U014_S005	20
		U014_S006	20
AB014327	GEAR:IDLER:PRESSURE ROLLER	U014_S001	21
		U014_S002	21
		U014_S003	21
		U014_S004	21
		U014_S005	21
		U014_S006	21
AB014328	GEAR:IDLER:HOT ROLLER	U014_S001	22
		U014_S002	22
		U014_S003	22
		U014_S004	22
		U014_S005	22
		U014_S006	22
AB014329	GEAR:PRESSURE ROLLER	U014_S001	23
		U014_S002	23
		U014_S003	23
		U014_S004	23
		U014_S005	23
		U014_S006	23
AB017493	GEAR PULLEY	U017	33
AB017699	GEAR - 33Z/44Z	U017	34
AB017754	GEAR:FUSING:NO.1	U017	35
AB017757	GEAR:EXIT:NO.1	U017	36
AB017758	GEAR:EXIT:NO.2	U017	37
AB017759	ENCODER:TURN	U014_S001	24
		U014_S002	24
		U014_S003	24
		U014_S004	24
		U014_S005	24
		U014_S006	24
AB017774	GEAR:FUSING:NO.3	U017	38

Number	Part Name	Group	ID
AB017830	TIMING PULLEY:REGISTRATION	U017	39
AB030551	PULLEY:IDLER:FUSING	U013	6
AB030781	TIMING PULLEY - 28Z/30T	U017	40
AB030888	TIMING PULLEY:DEVELOPMENT:N O.1	U017_S001	41
AB033000	JOINT:DEVELOPMENT	U017_S001	42
AC030169	MIRROR:NO.1	U003_S002	22
AE010088	HEATING ROLLER	U014_S001	25
		U014_S002	25
		U014_S003	25
		U014_S004	25
		U014_S005	25
		U014_S006	25
AE020189	PRESSURE ROLLER:DIA32	U014_S001	26
		U014_S002	26
		U014_S003	26
		U014_S004	26
		U014_S005	26
		U014_S006	26
AE030072	BALL BEARING - DIA12X21X5	U014_S001	27
		U014_S002	27
		U014_S003	27
		U014_S004	27
		U014_S005	27
		U014_S006	27
AE030081	BALL BEARING - DIA17X30X7	U014_S001	28
		U014_S002	28
		U014_S003	28
		U014_S004	28
		U014_S005	28
		U014_S006	28
AF013016	BOTTOM PLATE PAD	U016_S001	42
AF030049	PICK-UP ROLLER	U016_S001	43
AF031046	FEED ROLLER - MANUAL FEED	U016_S001	44
AF031085	PAPER FEED ROLLER - FEED	U007_S001	20
		U007_S002	20
AF032046	SEPARATION ROLLER - MANUAL FEED	U016_S001	45

Exclusive Parts

Number	Part Name	Group	ID
AF032085	PAPER FEED ROLLER - SEPARATE	U007_S001	21
		U007_S002	21
AF033010	PAD	U005_S001_S003	12
		U006_S001_S003	11
AG070514	MAGNET CATCH	U013	7
		U016_S001	46
AG071012	MAGNET CATCH:ASSY	U001	9
AW010107	PAPER FEED SENSOR	U008	7
		U015_S001	8
		U016_S001	47
AW010118	PAPER FEED SENSOR	U016_S001_S001	48
AW010122	PAPER FEED SENSOR	U007_S001	22
		U007_S002	22
AW010128	PAPER FEED SENSOR	U007_S001	23
		U007_S002	23
AW010134	ORIGINAL SENSOR - 48MM	U003	23
AW010147	PHOTO REFLECTION SENSOR	U015_S001	9
AW020145	PHOTOINTERRUPTOR:FLAT	U003	24
		U007_S001	24
		U007_S002	24
		U015_S001	10
		U016_S001	49
AW020146	PHOTOINTERRUPTOR:FLAT:PICH 2MM:M4	U003	25
AW020160	PAPER FEED SENSOR	U013	8
AW020185	TONER END SENSOR	U009_S001	13
		U009_S002	13
		U009_S003	13
AW020190	PHOTOINTERRUPTOR	U018	26
AW100106	THERMOPILE	U018	27
AW100120	THERMISTOR:FUSING	U014_S001	29
		U014_S002	29
		U014_S003	29
		U014_S004	29
		U014_S005	29
AW100133	TEMPERATURE SENSOR:NC-F10	U014_S006	29
		U014_S001	30

Number	Part Name	Group	ID
		U014_S002	30
		U014_S003	30
		U014_S004	30
		U014_S005	30
		U014_S006	30
AW100134	THERMISTOR:FUSING	U014_S001	31
		U014_S002	31
		U014_S003	31
		U014_S004	31
		U014_S005	31
		U014_S006	31
AW110103	THERMOSTAT:ASSY	U014_S001	32
		U014_S002	32
		U014_S003	32
		U014_S004	32
		U014_S005	32
		U014_S006	32
AW140012	TEMPERATURE & HUMIDITY SENSOR	U020	20
AW500023	PUSH SWITCH	U013	9
		U015_S001	11
		U018	28
AW500031	PAPER SIZE SENSOR	U016_S001	50
AW500035	PAPER END SENSOR	U016_S001	51
AW500038	PUSH SWITCH:PAPER SIZE SENSOR	U018	29
AX040154	DC MOTOR 24V	U018	30
AX060356	BRUSHLESS MOTOR:DC24V 18W	U017_S001	44
AX060369	BRUSHLESS MOTOR:DRIVE:FUSING:27W	U017	46
AX060396	DC POLYGON MIRROR MOTOR:24W	U004_S001	2
AX060413	BRUSHLESS MOTOR:DRIVE:DC:10W	U017_S001	47
AX060426	BRUSHLESS MOTOR:DRIVE:DRUM:28W	U017_S001	86
AX200289	MAGNETIC CLUTCH - 32Z	U017	48
AX200315	MAGNETIC CLUTCH:DEVELOPMENT	U017_S001	49

Exclusive Parts

Number	Part Name	Group	ID
	NT:0.5N		
AX200320	ELECTROMAGNETIC CLUTCH	U016_S001	52
AX430177	(NA):HEATER:INFRARED RAYS:120V:500W	U014_S001	75
AX430178	(EU/CHN/AA):HEATER:230V:500W	U014_S003	33
		U014_S004	33
		U014_S005	33
AX430183	(TWN):HEATER:110V:500W	U014_S002	34
		U014_S006	34
AX640197	FAN:MM60:DC 0.6W	U019	6
AX640199	FAN:MM80:25MM:DC 2.16W	U020	21
AX650045	SIROCCO FAN:DC24V 2.6W	U020	22
AZ240159	(NA/TWN):POWER SUPPLY UNIT:459W:DOM/NA:D086/D087	U018	32
AZ240202	(EU/CHN/AA):POWER SUPPLY UNIT:459W	U018	33
AZ320180	(NA/EU/TWN/AA):POWER PACK:TTS	U018	34
AZ320182	POWER PACK:CB	U018	35
AZ320184	(CHN):POWER PACK:TTS	U018	36
B0042783	TORQUE LIMITER	U007_S001	25
		U007_S002	25
B0042923	SPRING PLATE - RELEASE LEVER	U005_S001_S001	13
		U006_S001_S001	12
B0241264	MAGNET CATCH	U001	10
B0441825	COLLAR	U016_S001	53
		U017	50
B0441847	SHOULDER SCREW	U016_S001	54
B0651371	CLOTH HOLDER	U021	5
B0651374	CLOTH - DF EXPOSURE GLASS	U021	6
B0822781	BRACKET:SENSOR	U007_S001	26
		U007_S002	26
B1011097	RUBBER FOOT:H5	U020	23
B1202063	BUSHING - 4MM	U015_S001	12
B1321573	(NA/AA):DECAL - POWER SOURCE:OFF	U001	11
B1329700	LUBRICANT POWDER	Special Tools	5
B1801704	BRACKET:TENSION	U003	26

Number	Part Name	Group	ID
B1801734	SLIDE RAIL:NO.2	U003	27
B1802782	SEAL:TRAY	U005	14
		U006	13
B1802871	SHAFT:SEPARATOR:DRIVEN:ASS'Y	U016_S001	55
B2221291	COVER:REAR	U001	12
B2231065	CONNECTOR BRACKET	U020	24
B2231101	GRIP:FRONT	U020	25
B2231102	BRACKET:GRIP:RIGHT FRONT	U020	26
B2231103	BRACKET:HINGE:LEFT	U020	27
B2231123	HINGE - COVER DRUM STAY	U020	28
B2231144	HOLDER:POSITIONING SENSOR	U017_S001	51
B2231174	DRIVE UNIT:COLLECTION BOTTLE	U013	10
B2231180	BRACKET:PAPER FEED	U017	52
B2231183	GRIP SHAFT	U017	53
B2231184	PULLEY:TONER SUPPLY:NO.2:ASS'Y	U013	11
B2231186	DRIVE JOINT	U017	54
B2231187	MAGNETIC CLUTCH BRACKET	U017	55
B2231188	STEPPER MOTOR DC24V	U017	56
B2231189	FEED DRIVE SHAFT	U017	57
B2231191	BRACKET:DRIVE UNIT:REGISTRATION	U017	58
B2231207	COVER:CONNECTOR:HEATER	U020	29
B2231236	DUCT:REAR:1	U020	30
B2231237	DUCT:REAR:2	U020	31
B2231238	DUCT:REAR:3	U020	32
B2231239	DUCT:REAR:LOWER	U020	33
B2231242	INNER COVER - LEFT	U001	13
B2231244	INNER COVER - MIDDLE	U001	14
B2231245	CAP:GRIP	U020	34
B2231249	STOPPER:MAGNET CATCH	U001	15
B2231253	EMBLEM COVER	U001	16
B2231255	COVER - MAIN SWITCH	U001	17
B2231259	COVER:PAPER EXIT UNIT:UPPER	U001	103
B2231274	COVER:RIGHT REAR:FAN	U001	19
B2231276	FILTER:RIGHT REAR	U001	20
B2231279	CLEANER:SHIELD GLASS:ASS'Y	U001	21

Exclusive Parts

Number	Part Name	Group	ID
B2231293	CAP:COVER:REAR	U001	22
B2231303	DRUM STAY LEVER	U020_S001	35
B2231304	STOPPER:LEVER:DRUM STAY	U020	36
B2231306	DRUM STAY	U020_S001	37
B2231315	BALL BEARING PLATE	U020_S001	38
B2231316	BALL BEARING CLIP	U020_S001	39
B2231317	SCREW	U018	37
		U020_S001	40
B2231318	SPRING	U020_S001	41
B2231319	WIRE	U020_S001	42
B2231326	DUCT:FUSING	U020	43
B2231327	DUCT:FUSING:REAR	U020	44
B2231329	SOUND PROOFING MATERIAL:DU CT	U020	45
B2231332	FAN MOTOR - MM60 DC24V	U020	46
B2231341	DUCT:SUPPLY:FRONT	U020	47
B2231342	DUCT:SUPPLY:REAR	U020	48
B2231354	DRUM STAY:DRIVE UNIT	U017	59
B2231475	PCB OP-L	U002_S001	6
		U002_S002	6
		U002_S003	6
		U002_S004	6
		U002_S005	6
B2231518	KEYTOP - BLANK FB	U002_S001	7
		U002_S002	7
		U002_S003	7
		U002_S004	7
		U002_S005	7
B2231520	KEYTOP - CLEAR/STOP	U002_S001	8
		U002_S002	8
		U002_S003	8
		U002_S004	8
		U002_S005	8
B2231528	(NA/AA):KEYTOP - COPY NA	U002_S001	9
		U002_S003	9
B2231529	(NA/AA):KEYTOP - DOC NA	U002_S001	10
		U002_S003	10
B2231531	(NA/AA):KEYTOP:PRINTER	U002_S001	11

Number	Part Name	Group	ID
		U002_S003	11
B2231532	(NA/AA):KEYTOP:SCANNER	U002_S001	12
		U002_S003	12
B2231533	(NA/AA):KEYTOP:FUNCTION	U002_S001	13
		U002_S003	13
B2231534	(TWN/CHN/EU):KEYTOP:COPY	U002_S002	14
		U002_S004	14
		U002_S005	14
B2231535	(TWN/CHN/EU):KEYTOP:DOC	U002_S002	15
		U002_S004	15
		U002_S005	15
B2231537	(TWN/CHN/EU):KEYTOP:PRINTER	U002_S002	16
		U002_S004	16
		U002_S005	16
B2231538	(TWN/CHN/EU):KEYTOP:SCANNER	U002_S002	17
		U002_S004	17
		U002_S005	17
B2231539	(TWN/CHN/EU):KEYTOP:FUNCTION	U002_S002	18
		U002_S004	18
		U002_S005	18
B2231882	COVER - POLYGON MOTOR	U004_S001	3
B2231896	IMAGING UNIT PLATE - FRONT	U020	50
B2231897	IMAGING UNIT PLATE - REAR	U020	51
B2231898	IMAGING UNIT PLATE - INNER	U020	52
B2231899	IMAGING UNIT PLATE - OUTER	U020	53
B2232558	REGISTRATION ROLLER KNOB	U008	8
B2232608	GEAR:Z16	U016_S001	56
B2232620	HOUSING:MANUAL FEED	U016_S001	57
B2232621	COVER:MANUAL FEED UNIT	U016_S001	58
B2232622	GUIDE PLATE:EXIT	U016_S001	59
B2232623	COVER:GUIDE PLATE:EXIT	U016_S001	60
B2232629	STAY:FEED	U016_S001	61
B2232632	DC SOLENOID:PICKUP	U016_S001	62
B2232633	SPRING:RELEASE:PICKUP	U016_S001	63
B2232634	SUPPORT STAY:ARM	U016_S001	64
B2232636	TORSION SPRING:27N	U016_S001	65
B2232637	BRACKET:ARM:MANUAL FEED:RE AR	U016_S001	66

Exclusive Parts

Number	Part Name	Group	ID
B2232645	DECAL:SIDE FENCE	U016_S001	67
B2232648	GUIDE PLATE:TRANSPORT UNIT: EXIT	U016_S001	68
B2232649	SPRING:PRESSURE:5N	U016_S001	69
B2232651	ARM:MANUAL FEED:FRONT	U016_S001	70
B2232652	ARM:MANUAL FEED:REAR	U016_S001	71
B2232657	ARM:MANUAL FEED:SHORT:FRONT	U016_S001	72
B2232658	ARM:MANUAL FEED:SHORT:REAR	U016_S001	73
B2232661	COVER:MANUAL FEED	U016_S001	74
B2232663	EXTENSION TRAY	U016_S001	75
B2232665	SPRING:COVER:MANUAL FEED	U016_S001	77
B2232666	GEAR:16Z	U016_S001	78
B2232668	SPRING PLATE:STOPPER	U016_S001	79
B2232673	SIDE FENCE:REAR	U016_S001	80
B2232674	SIDE FENCE:FRONT	U016_S001	81
B2232676	SPRING - 11N	U016_S001	82
B2232681	ARM:TIGHTENER	U016_S001	83
B2232683	GEAR:25Z	U016_S001	84
B2232686	GEAR:Z31	U016_S001	85
B2232689	GEAR:Z28	U016_S001	86
B2232691	BRACKET:STEPPER MOTOR	U017	60
B2232694	GUIDE:GEAR	U017	61
B2232696	DRUM STAY:DRIVE	U016_S001	87
B2232702	(NA/TWN):HEAT SINK:HEATER:(Option)	U020	54
B2232703	(EU/CHN/AA):HEAT SINK:HEATER:(Option)	U020	55
B2232705	SUPPORTER - LEFT NO.1	U020	56
B2232710	SUPPORTER - LEFT NO.2	U020	57
B2232713	RACK:MANUAL FEED	U016_S001	88
B2232714	POSITIONING CAP - SHORT	U020	58
B2232715	SUPPORTER - RIGHT	U020	59
B2232721	BRACKET:PUSH SWITCH	U018	38
B2232722	COVER	U018	39
B2232726	GRIP:SIDE FENCE:MANUAL FEED	U016_S001	89
B2232727	COVER - CONNECTOR	U020	60
B2232729	DECAL:PAPER SET DIRECTION:M	U016_S001	90

Number	Part Name	Group	ID
	ANUAL FEED:EXP		
B2232741	COVER:MANUAL FEED:ENTRANCE	U016_S001	76
B2232762	FEED SHAFT	U007_S001	27
		U007_S002	27
B2232765	GROUND PLATE - FEED	U007_S001	28
		U007_S002	28
B2232772	HARNESS SHEET	U007_S001	29
		U007_S002	29
B2232776	STAY	U007_S001	30
		U007_S002	30
B2232778	SENSOR BRACKET	U007_S001	31
		U007_S002	31
B2232780	DC SOLENOID 24V	U007_S001	32
		U007_S002	32
B2232786	GROUND PLATE - FRONT	U007_S001	33
		U007_S002	33
B2232810	SEPARATE DRIVEN SHAFT	U007_S001	34
		U007_S002	34
B2232815	SEPARATE DRIVE SHAFT	U007_S001	35
		U007_S002	35
B2232846	BRACKET:COVER:HARNESS	U007	36
B2232848	COVER:HARNESS	U007	37
B2232857	COVER - PAPER TRAY NO.1	U005_S001	15
B2232860	PAPER TRAY GRIP	U005_S001	16
		U006_S001	14
B2232861	GRIP HOLDER	U005_S001	17
		U006_S001	15
B2232862	LEVER - RELEASE INNER	U005_S001	18
		U006_S001	16
B2232865	RISE NO.1 SHAFT	U005_S001	19
		U006_S001	17
B2232868	LEVER:RELEASE:PAPER TRAY:OUTER	U005_S001	20
		U006_S001	18
B2232869	GROUND PLATE	U005_S001	21
B2232870	SIDE FENCE - FRONT	U005_S001_S001	22
B2232873	DECAL - SIDE FENCE REAR	U005_S001_S002	23
		U006_S001_S002	19

Exclusive Parts

Number	Part Name	Group	ID
B2232880	SIDE FENCE - REAR	U005_S001_S002	24
B2232890	SLIDE RAIL - LEFT	U005_S001	25
B2232894	SLIDE RAIL STOPPER - LEFT	U005_S001	26
B2232910	LINK - PAPER SIZE SENSOR	U006_S001	20
B2232911	SPACER	U006_S001	21
B2232912	END FENCE	U005_S001	27
		U006_S001	22
B2232918	RISE LEVER	U005_S001	28
		U006_S001	23
B2232919	GROUND PLATE - PAPER TRAY N O.2	U006_S001	24
B2232920	FRONT SIDE FENCE	U006_S001_S001	25
B2232923	STOPPER LEVER - FRONT	U005_S001_S001	29
		U006_S001_S001	26
B2232930	REAR SIDE FENCE	U006_S001_S002	27
B2232932	SIDE FENCE:REAR:UNIVERSAL:N O.2	U006_S001_S002	28
B2232934	PLATE - SIDE FENCE	U005_S001_S001	30
		U005_S001_S002	30
		U006_S001_S001	29
		U006_S001_S002	29
B2232935	PLATE - SIDE FENCE RIGHT	U005_S001_S001	31
		U005_S001_S002	31
		U006_S001_S001	30
		U006_S001_S002	30
B2232936	GEAR - 16Z	U005_S001	32
		U006_S001	31
B2232946	COVER - PAPER TRAY NO.2	U006_S001	32
B2233206	TUBE CLAMP	U009	14
B2233207	SHUTTER:NOZZLE	U009_S001	15
		U009_S002	15
		U009_S003	15
		U009_S004	15
B2233208	SPRING:SHUTTER:NOZZLE	U009_S001	16
		U009_S002	16
		U009_S003	16
		U009_S004	16
B2233209	TUBE CLIP	U009	17

Number	Part Name	Group	ID
B2233328	TONER CARTRIDGE GUIDE	U020	61
B2233334	HOLDER:STOPPER:SHUTTER:ASS Y	U009_S005	18
B2233428	SPRING:DRIVE UNIT:TONER BOTTLE	U009_S005	19
B2233441	TIMING BELT:TONER BOTTLE	U009_S005	20
B2233461	PULLEY:TONER BOTTLE:YC	U009_S005	21
B2233462	PULLEY:TONER BOTTLE:CM	U009_S005	22
B2233463	GEAR:TONER BOTTLE:DRIVE	U009_S005	23
B2233464	GEAR:MAGNETIC CLUTCH:Y	U009_S005	24
B2234307	GUIDE:IH:UPPER	U018	40
B2234486	EXIT TRAY	U001	23
B2234487	EXIT END FENCE	U001	24
B2234494	STOPPER- UPPERGATE PAWL	U016_S001	91
B2234497	SHAFT:FEELER:OVERFLOW	U015_S001	13
B2234501	GUIDE PLATE:RIGHT	U016_S001	92
B2234502	GUIDE PLATE:LEFT LOWER	U016_S001	93
B2234511	TIMING BELT:30S2M312	U016_S001	94
B2234512	TIMING BELT:30S2M182	U016_S001	95
B2234514	ROLLER CLUTCH:T24	U016_S001	96
B2234522	SPACER:WIRE:STOPPER	U016_S001	97
B2234524	WIRE:STOPPER:DIA1.5	U016_S001	98
B2234525	TENSION SPRING:WIRE:180N	U016_S001	99
B2234526	TIMING BELT:30S2M268	U016_S001	100
B2234527	PULLEY:T26/T24	U016_S001	101
B2234529	ROLLER CLUTCH:T24	U016_S001	102
B2234531	GUIDE PLATE:COVER	U016_S001	103
B2234532	TENSION SPRING:HOOK:STOPPER	U016_S001	104
B2234535	ROLLER CLUTCH:T26	U016_S001	105
B2234536	TIMING BELT:30S2M234	U016_S001	106
B2234538	COMPRESSION SPRING	U016_S001	107
B2234539	SHEET:COVER:DUPLEX	U016_S001	108
B2234541	TORSION SPRING:REAR	U016_S001_S001	109
B2234542	TORSION SPRING:FRONT	U016_S001_S001	110
B2234544	PULLEY:T35/T33	U016_S001	111
B2234545	GUIDE PIN:HOLDER	U016_S001_S001	112
B2234552	BUSHING:DIA4	U016_S001	113

Exclusive Parts

Number	Part Name	Group	ID
		U016_S001_S001	113
B2234553	TENSION SPRING:DRIVEN ROLLER	U016_S001_S001	114
B2234556	COMPRESSION SPRING	U016_S001_S001	115
B2234560	TENSION SPRING:DRIVEN ROLLER	U016_S001	116
B2234562	TIGHTENER	U016_S001	117
B2234564	SPRING:TIGHTENER	U016_S001	118
B2234566	BRACKET:SENSOR:ENTRANCE	U016_S001	119
B2234567	STAY:TRANSPORT:UPPER:PEEN	U016_S001	120
B2234571	GEAR:PULLEY:Z24/T40	U016_S001	121
B2234572	STEPPER MOTOR:DC4.29V 1.7W	U016_S001	122
B2234573	TIMING BELT:30S2M128	U016_S001	123
B2234575	BRACKET:STEPPER MOTOR	U016_S001	124
B2234579	GRIP:OPEN AND CLOSE:DUPLX UNIT	U016_S001	125
B2234586	PULLEY:T30	U016_S001	126
B2234594	SHAFT:PULLEY:WIRE	U016_S001	127
B2234595	PULLEY:DIA13	U016_S001	128
B2235812	HINGE:PANEL:CONTROL BOARD	U018	41
B2235813	SAFETY SWITCH BRACKET	U018	42
B2235814	BRACKET - SAFETY SWITCH LEVER	U018	43
B2235816	PLATE:RACK:AUXILIARY:RIGHT	U018	44
B2235841	HINGE:APPLICATION:RACK	U018	45
B2235843	BRACKET:RACK:APPLICATION	U018	46
B2235848	BRACKET:BASE:CONNECTOR	U020	62
B2235849	COVER:CONNECTOR:HEATER	U020	63
B2235857	BRACKET:SW:DEHUMIDIFIER:HEATER:EXP	U018	47
B2235866	GROUND WIRE:RACK:RIGHT LOWER:HF	U018	48
B2236085	STOPPER:RIGHT:ITB	U011_S001	2
B2236109	LEVER:RIGHT:ITB	U011_S001	3
B2236140	DRAWER:INTERMEDIATE TRANSFER:ASS'Y	U020	64
B2236198	CLEANING UNIT RAIL	U020	65
B2236463	GEAR - 20Z	U013	12

Number	Part Name	Group	ID
B2236464	BUSHING - 6X10X6	U013	13
B2236467	LEVER BRACKET	U013	14
B2236471	TRANSPORT SCREW BRACKET	U013	15
B2236472	GEAR - 21Z	U013	16
B2236473	TRANSPORT SCREW SHAFT	U013	17
B2236474	GEAR - 29Z	U013	18
B2236475	BUSHING - 5X 10X2.5	U013	19
B2236476	BUSHING - DIA5	U013	20
B2236496	COLLECTION BOTTLE RAIL	U013	21
B2236503	USED TONER SENSOR FEELER	U013	22
B2236507	SET SENSOR BRACKET	U013	23
B2241251	COVER:FRONT	U001	25
B2241257	COVER:FRONT:COLLECTION BOTTLE	U001	26
B2241263	COVER:INNER BACK:MIDDLE	U001	27
B2291397	(EU):DECAL:CAUTION:ORIGINAL	U021	7
B2291687	(NA/TWN):HEATER:OPTION:120V:9W:(Option)	U003	28
B2291688	(EU/CHN/AA):HEATER:OPTION:230V:9W:(Option)	U003	29
B2371355	(TWN/EU/AA):DECAL - MAIN SWITCH EU OP:(Option)	U001	28
B2371367	(TWN/EU):SCANNER COVER - REAR EU	U003	30
B2371372	(NA/TWN/AA):DECAL - MAIN SWITCH ON-STANDBY	U001	29
B2371374	(CHN):DECAL:MAIN SWITCH:ON-STANDBY	U001	30
B2371591	(CHN):DECAL:CAUTION:ORIGINAL:CHINESE	U021	8
B2371592	(TWN):DECAL:CAUTION:ORIGINAL:TAIWAN	U021	9
B2371595	(NA/AA):DECAL - CAUTION ORIGINAL	U001	31
B2372521	DECAL - PAPER SET DIRECTION NO.1	U005	33
B2376981	(CHN):DECAL:CAUTION:INKJET	U001	32
B2376982	(TWN):DECAL:CAUTION:INKJET	U001	33

Exclusive Parts

Number	Part Name	Group	ID
B2381066	RUBBER FOOT COVER	U020	66
B2381072	POSITIONING PLATE:GUIDE PLATE:FUSING:FRONT LOWER:PEEN	U020	67
B2381088	COVER - CONNECTOR	U020	68
B2381089	COVER - POSITIONING PIN	U020	69
B2381362	DECAL - MISFEED REMOVAL B1	U001	34
B2381368	DECAL - CLEANING	U001	35
B2381369	(NA/CHN/AA):COVER:SCANNER:REAR:DOM	U003	31
B2381504	KEYTOP - START	U002_S001	19
		U002_S002	19
		U002_S003	19
		U002_S004	19
		U002_S005	19
B2381506	KEYTOP - TRY PRINT	U002_S001	20
		U002_S002	20
		U002_S003	20
		U002_S004	20
		U002_S005	20
B2381509	KEYTOP - INTERRUPT	U002_S001	21
		U002_S002	21
		U002_S003	21
		U002_S004	21
		U002_S005	21
B2381511	KEYTOP - COUNTER	U002_S001	22
		U002_S002	22
		U002_S003	22
		U002_S004	22
		U002_S005	22
B2381519	LENS - FRONT	U002_S001	23
		U002_S002	23
		U002_S003	23
		U002_S004	23
		U002_S005	23
B2381527	OPERATION PANEL BRACKET	U002_S001	24
		U002_S002	24
		U002_S003	24
		U002_S004	24

Number	Part Name	Group	ID
		U002_S005	24
B2381534	LCD SPACER A	U002_S001	25
		U002_S002	25
		U002_S003	25
		U002_S004	25
		U002_S005	25
B2381535	LCD SPACER B	U002_S001	26
		U002_S002	26
		U002_S003	26
		U002_S004	26
B2381547	SPACER - KEYTOP	U002_S001	27
		U002_S002	27
		U002_S003	27
		U002_S004	27
		U002_S005	27
B2381548	OPERATION PANEL BRACKET - RIGHT	U002_S001	28
		U002_S002	28
		U002_S003	28
		U002_S004	28
		U002_S005	28
B2381549	KEYTOP - POWER SOURCE	U002_S001	29
		U002_S002	29
		U002_S003	29
		U002_S004	29
		U002_S005	29
B2381550	KEYTOP - LOGIN	U002_S001	30
		U002_S002	30
		U002_S003	30
		U002_S004	30
		U002_S005	30
B2381552	KEYTOP - KANTAN	U002_S001	31
		U002_S002	31
		U002_S003	31
		U002_S004	31
		U002_S005	31
B2381583	KEYTOP - CLEAR MODES	U002_S001	32
		U002_S002	32

Exclusive Parts

Number	Part Name	Group	ID
		U002_S003	32
		U002_S004	32
		U002_S005	32
B2381715	STEPPER MOTOR DC3.9V	U003	32
B2381762	GROUND PLATE - STEPPER MOTOR	U003	33
B2381786	SCANNER DRIVE SHAFT	U003	34
B2381788	STEPPER MOTOR BRACKET	U003	35
B2381792	TIMING BELT - 157ST1.5-4.0	U003	36
B2381793	BUSHING SPACER	U003	37
B2381796	HALL PLUG	U003	39
B2381801	SCALE - LEFT (A)	U003	40
B2381803	DOCUMENT FEEDER BRACKET	U003	41
B2381806	IDLER PULLEY	U003	42
B2381807	PULLEY	U003_S001	43
B2381812	GROUND PLATE - CARRIAGE	U003	44
B2381823	INNER COVER - SCANNER	U003	45
B2381827	ORIGINAL SENSOR BRACKET	U003	46
B2382523	DECAL - PAPER SET DIRECTION NO.2	U006	33
B2382524	DECAL - PAPER SIZE	U021	10
B2382526	DECAL - GRIP	U005	34
B2382527	DECAL - GRIP	U006	34
B2382541	TRAY COVER - RIGHT	U020	70
B2382543	COVER - TRAY LEFT	U020	71
B2382544	TRAY COVER - MIDDLE	U020	72
B2382615	CASE - REMOVE PAPER DUST	U008	9
B2382622	COVER - REMOVE PAPER DUST	U008	10
B2382652	REGISTRATION ROLLER - DRIVE	U008	11
B2382655	GEAR - 16Z	U008	12
B2382656	GEAR - 30Z	U008	13
B2382657	GEAR - 18Z	U008	14
B2382661	REGISTRATION ROLLER - DRIVEN	U008	15
B2382675	REGISTRATION ROLLER BUSHING	U008	16
B2382676	TENSION SPRING	U008	17
B2383364	DECAL:COLORED DISPLAY:BK:INNER COVER	U001	36

Number	Part Name	Group	ID
B2383365	DECAL:COLORED DISPLAY:Y:INNER COVER	U001	37
B2383366	DECAL:COLORED DISPLAY:C:INNER COVER	U001	38
B2383367	DECAL:COLORED DISPLAY:M:INNER COVER	U001	39
B2384733	ENTRANCE SENSOR BRACKET	U016_S001_S001	129
B2384739	COVER - ENTRANCE SENSOR	U016_S001_S001	130
B2385344	SBU GROUND PLATE	U003	47
B2385824	SLIDE SWITCH COVER	U018	49
B2385825	POWER SOURCE SWITCH LINK	U018	50
B2385867	HOOK:SOLENOID:SENSOR:TM	U018_S001	51
B2385875	DC SOLENOID DC24V	U018_S001	52
B2385885	CONTROL BOARD PANEL GRIP	U019	7
B2385891	DRAWER BRACKET	U018	53
B2861479	(EU):SHEET:POWER SOURCE	U002_S002	33
B5457506	SCREW:BUSHING	U018	55
B6455010	SD CARD	Special Tools	6
B6456705	PCMCIA CARD ADAPTER	Special Tools	7
B6456830	USB READER/WRITER	Special Tools	8
B6522379	(NA/AA):DECAL:CAUTION:ORIGINAL:5-LANG	U021	11
B6795100	PLUG - IEEE1284 TYPE C	Special Tools	9
B7002649	TIMING BELT:40S2M144	U017	62
BA146036	SHAFT:GEAR:SWIVEL	U017	63
BA146038	PIN:SPRING:PRESSURE RELEASE	U014_S001	36
		U014_S002	36
		U014_S003	36
		U014_S004	36
		U014_S005	36
		U014_S006	36
BB013016	GEAR:SLOW DOWN:NO.1	U017	64
BB013017	GEAR:SLOW DOWN:NO.2	U017	65
C4019503	20X MAGNIFICATION SCOPE	Special Tools	10
D0091260	UPPER COVER	U001	40
D0091470	PCB:OP-R	U002_S001	34
		U002_S002	34
		U002_S003	34

Exclusive Parts

Number	Part Name	Group	ID
		U002_S004	34
		U002_S005	34
D0091486	INVERTOR:TFT	U002_S001	35
		U002_S002	35
		U002_S003	35
		U002_S004	35
		U002_S005	35
D0091487	CABLE:FFC:TFT:LCD	U002_S001	36
		U002_S002	36
		U002_S003	36
		U002_S004	36
		U002_S005	36
D0091488	TOUCH PANEL:W-VGA:MA	U002_S001	37
		U002_S002	37
		U002_S003	37
		U002_S004	37
		U002_S005	37
D0091502	COVER:LOWER	U002_S001	38
		U002_S002	38
		U002_S003	38
		U002_S004	38
		U002_S005	38
D0091504	SHADEING PLATE:TOUCH PANEL	U002_S001	39
		U002_S002	39
		U002_S003	39
		U002_S004	39
		U002_S005	39
D0091556	(NA/AA):PANEL:UPPER	U002_S001	40
		U002_S003	40
D0091557	(TWN/CHN/EU):PANEL:UPPER	U002_S002	41
		U002_S004	41
		U002_S005	41
D0092510	GUIDE PLATE - EXIT	U016_S001	131
D0092552	GUIDE SHEET - MANUAL FEED	U016_S001	132
D0092554	GUIDE SHEET - VERTICAL TRANSPORT	U016_S001	133
D0092555	TRANSPORT ROLLER - DUPLEX EXIT	U016_S001	134

Number	Part Name	Group	ID
D0092560	DRIVEN ROLLER	U016_S001	135
D0092563	GUIDE PLATE - VERTICAL TRANSPORT	U016_S001	136
D0092571	HOLDER - VERTICAL TRANSPORT	U016_S001	137
D0092573	PULLEY - VERTICAL TRANSPORT	U016_S001	138
D0092574	PULLEY - IDLER	U016_S001	139
D0092575	SHAFT - IDLER	U016_S001	140
D0092576	SHAFT - VERTICAL TRANSPORT	U016_S001	141
D0092757	TRANSPORT ROLLER:DRIVE:ASS'Y	U007_S001	38
		U007_S002	38
D0092836	GUIDE PLATE	U007	39
D0092841	GUIDE PLATE - NO.2	U007	40
D0094407	FEELER - OVERFLOW	U015_S001	14
D0094443	DISCHARGE BRUSH - EXIT	U015_S001	15
D0094503	GUIDE PLATE - LEFT UPPER	U016_S001	142
D0094504	UPPER GUIDE PLATE - GATE	U016_S001	143
D0094511	SPACER:DIA8.0:1.5MM	U016_S001	144
D0094512	LINK:STOPPER	U016_S001	145
D0094513	COMPRESSION SPRING:EARTH:DUPLEX UNIT	U016_S001	146
D0094522	TENSION SPRING:GATE PAWL:DUPLEX:0.08N	U016_S001	147
D0094528	STAY:SIDE PLATE:LOWER	U016_S001	218
D0094535	HARNESS GUIDE	U016_S001	148
D0094540	COVER - DUPLEX UNIT	U016_S001	149
D0094577	DUPLEX GATE	U016_S001	150
D0094587	TENSION SPRING - RELEASE BRACKET	U016_S001	151
D0094588	STOPPER BRACKET - SPRING	U016_S001	152
D0094589	GUIDE - SET SHAFT	U016_S001	153
D0094593	STEPPED SCREW - M3	U016_S001	154
D0094594	FRONT GUIDE - DUPLEX UNIT SET	U020	73
D0094595	REAR GUIDE - DUPLEX UNIT SET	U020	74
D0094597	BRACKET - WIRE PULLEY SHAFT	U016_S001	155
D0094598	SPRING - SET SHAFT	U016_S001	156
D0094599	SHAFT - DUPLEX UNIT	U016_S001	157
D0094661	REVERSE ROLLER - FEED	U016_S001	158

Exclusive Parts

Number	Part Name	Group	ID
D0094662	TRANSPORT ROLLER 1	U016_S001	159
D0094663	TRANSPORT ROLLER 2	U016_S001	160
D0094664	DRIVEN ROLLER	U014_S001	37
		U014_S002	37
		U014_S003	37
		U014_S004	37
		U014_S005	37
		U014_S006	37
		U016_S001	161
		U016_S001_S001	161
D0111281	(CHN):DECAL:POWER SOURCE:OFF	U001	41
D0111282	(TWN):DECAL:POWER SOURCE:OFF	U001	42
D0145974	COVER:CONNECTOR:EFI	U019	8
D0231262	(TWN/EU):COVER:INNER BACK:UPPER	U001	43
D0231292	(TWN/EU):COVER:REAR:UPPER	U001	44
D0231376	(TWN/EU):COVER:SCANNER:LEFT	U001	45
D0231392	(TWN/EU):COVER:SCANNER:RIGHT	U001	46
D0231592	(TWN/EU):COVER:SCANNER:FRONT:UPPER	U001	47
D0231593	(TWN/EU):COVER:SCANNER:FRONT:LEFT	U001	48
D0231594	(TWN/EU):COVER:SCANNER:FRONT	U002	42
D0241262	(NA/CHN/AA):COVER:INNER BACK:UPPER	U001	49
D0241292	(NA/CHN/AA):COVER:REAR:UPPER	U001	50
D0241376	(NA/CHN/AA):COVER:SCANNER:LEFT	U001	51
D0241392	(NA/CHN/AA):COVER:SCANNER:RIGHT	U001	52
D0241592	(NA/CHN/AA):COVER:SCANNER:FRONT:UPPER	U001	53
D0241593	(NA/CHN/AA):COVER:SCANNER:FRONT	U001	54

Number	Part Name	Group	ID
	RONT:LEFT		
D0241594	(NA/CHN/AA):COVER:SCANNER:FRONT	U002	43
D0251136	SHAFT:DEVELOPMENT:COLOR:ASS'Y	U017_S001	66
D0251139	HOLDER:MAGNETIC CLUTCH:DEVELOPMENT:COLOR	U017_S001	67
D0251261	COVER:INNER BACK	U001	55
D0251266	COVER:PAPER EXIT SUB-UNIT:UPPER	U001	56
D0251596	COVER:FRONT RIGHT:UPPER	U001	57
D0251597	BRACKET:OPERATION PANEL:AUXILIARY	U002	44
D0251716	CARRIAGE:NO.1:ASS'Y	U003_S002	48
D0251721	CARRIAGE:NO.2:ASS'Y	U003_S001	49
D0251727	MIRROR:NO.2:CONCAVE:ASS'Y	U003_S001	50
D0251728	MIRROR:NO.2:CONVAX:ASS'Y	U003_S001	51
D0251735	(TWN/CHN/EU/AA):SCALE:LEFT:B:ASS'Y	U003	52
D0251736	(NA):SCALE:LEFT:B:ASS'Y	U003	53
D0251747	DRIVE WERE:CARRIAGE:DIA1.0	U003	54
D0251751	SEAL:SCANNER:FRAME:BASE	U003	55
D0251755	GROUND WIRE:SCANNER:RACK	U018	56
D0251782	SCALE:INNER BACK:PRINTING	U003	56
D0251830	GASKET:10X15X20	U003	57
D0251831	GASKET:13X10X13	U003	58
D0251832	GASKET:10X1X20	U003	59
D0251833	GASKET:10X2X20	U003	60
D0251834	GASKET:10X5X20	U003	61
D0254238	BRACKET:DRIVEN ROLLER	U014_S001	38
		U014_S002	38
		U014_S003	38
		U014_S004	38
		U014_S005	38
		U014_S006	38
D0255834	BRACKET:POWER PACK:TTS	U018	57
D0255886	GASKET:UC-300281V0:L20	U018	58
D0271213	(AA/CHN/EU/TWN/NA):COVER:FRONT	U001	58

Exclusive Parts

Number	Part Name	Group	ID
	NT RIGHT		
D0271271	(TWN/EU):COVER:RIGHT:FRONT	U001	59
D0271282	(TWN/EU):COVER:LEFT:UPPER	U001	60
D0281271	(NA/CHN/AA):COVER:RIGHT:FRONT	U001	61
D0281282	(NA/CHN/AA):COVER:LEFT:UPPER	U001	62
D0291053	CAM:GUIDE:FUSING:LEFT	U020	75
D0291054	CAM:GUIDE:FUSING	U020	76
D0291058	SEAL:BURRING	U020	77
D0291061	DECAL:LEVER:LOCK:FUSING	U020	78
D0291163	BRACKET:FUSING/PAPER EXIT UNIT:ASS'Y	U017	68
D0291199	DRIVE UNIT:ON-OFF:TRANSFER	U017	69
D0291243	INNER COVER:UPPER:RIGHT	U001	64
D0291256	SHEET:MISFEED REMOVAL	U001	65
D0291272	COVER:RIGHT:REAR	U001	66
D0291278	OZONE FILTER:NO.2	U001	67
D0291323	DUCT:IH:FRONT	U020	80
D0291324	DUCT:IH:REAR	U020	81
D0291343	SEAL:DUCT:IH:FRONT:#120	U020	82
D0291345	GUIDE PLATE:FUSING:FRONT	U020	83
D0291346	GUIDE PLATE:FUSING:REAR	U020	84
D0291347	STOPPER:FUSING UNIT:REAR	U020	85
D0291348	SEAL:DUCT:IH:REAR	U020	86
D0291351	LEVER:LOCK:FUSING UNIT:FRONT	U020	87
D0291355	LEVER:LOCK:FUSING UNIT:REAR	U020	88
D0291745	PULLEY:DRIVE WERE:FRONT	U003	62
D0291748	PULLEY:DRIVE WERE:REAR:ASS'Y	U003	63
D0291749	PULLEY:PROTECTION	U003	64
D0292555	GUIDE PLATE:REGISTRATION:LEFT	U008	18
D0292556	STAY:REGISTRATION	U008	19
D0292570	GUIDE PLATE:REGISTRATION:RIGHT:ADHESION	U008	20
D0292611	GROUND PLATE:REAR:MANUAL FEED	U016_S001	162

Number	Part Name	Group	ID
D0292612	GROUND PLATE:FRONT:MANUAL FEED	U016_S001	163
D0292644	DECAL:SCALE:MANUAL FEED	U016_S001	164
D0292662	MANUAL FEED TABLE	U016_S001	165
D0292664	FEELER:PAPER SIZE SENSOR:MANUAL FEED	U016_S001	166
D0292677	TRANSPORT BELT:DRIVEN:VERTICAL TRANSPORT	U016_S001	167
D0292709	GUIDE PLATE:SEPARATOR:ASS'Y	U016_S001	168
D0292710	COVER:HARNESS:MANUAL FEED TABLE	U016_S001	169
D0292863	SHAFT:RELEASE:PAPER TRAY	U005_S001	35
		U006_S001	35
D0293221	PUMP UNIT:BK:C2:ASS'Y	U009	25
D0293222	PUMP UNIT:Y:C2:ASS'Y	U009	26
D0293223	PUMP UNIT:C:C2:ASS'Y	U009	27
D0293224	PUMP UNIT:M:C2:ASS'Y	U009	28
D0293471	GASKET:RFID	U009	29
D0294103	FUSING COVER:GUIDE:DUPLEX	U014_S001	39
		U014_S002	39
		U014_S003	39
		U014_S004	39
		U014_S005	39
		U014_S006	39
D0294160	DECAL:C2:BLUE:FUSING	U014_S001	41
		U014_S002	41
		U014_S003	41
		U014_S004	41
		U014_S005	41
		U014_S006	41
D0294162	SHEET:C3:LEVER	U014_S001_S001	42
		U014_S002_S001	42
		U014_S003_S001	42
		U014_S004_S001	42
		U014_S005_S001	42
		U014_S006_S001	42
D0294163	DECAL:WARNING (HIGH TEMPERATURE):FUSING:1	U014_S001	43
		U014_S002	43

Exclusive Parts

Number	Part Name	Group	ID
		U014_S003	43
		U014_S004	43
		U014_S005	43
		U014_S006	43
D0294164	DECAL:H-TEMP WARNING:FUSIN G:2	U014_S001	44
		U014_S002	44
		U014_S003	44
		U014_S004	44
		U014_S005	44
		U014_S006	44
D0294169	FUSING CLEANING FELT	U014_S001	45
		U014_S002	45
		U014_S003	45
		U014_S004	45
		U014_S005	45
		U014_S006	45
D0294201	BRACKET:GEAR:SLOW DOWN	U017	70
D0294202	BRACKET:STEPPER MOTOR:AUXI LIARY:PEEN	U017	71
D0294204	HOLDER:GEAR	U017	72
D0294222	BRACKET:GEAR:SUPPORTING PL ATE	U017	73
D0294333	BRACKET:COIL:CONTACT POINT: PEEN	U018	59
D0294339	BRACKET:SENSOR:ON-OFF	U018	60
D0294340	BRACKET:SENSOR:TURN	U018	61
D0294439	STOPPER:GATE PAWL:ENTRANC E	U015_S001	16
D0294442	LEVER:GATE PAWL:ENTRANCE	U015_S001	17
D0294443	TENSION SPRING:GATE PAWL:EN TRANCE	U015_S001	18
D0294444	COVER:HARNESS	U015_S001	19
D0294474	DC SOLENOID:SUB-ASS'Y	U015_S001	20
D0294478	TENSION SPRING:RELEASE:DC S OLENOID	U015_S001	21
D0294482	GATE PAWL:UPPER:ASS'Y	U016_S001	170
D0294485	LEVER:GATE PAWL:UPPER	U016_S001	171
D0294486	TENSION SPRING:GATE PAWL:1.5	U016_S001	172

Number	Part Name	Group	ID
	N		
D0294497	COMPRESSION SPRING:DRIVEN ROLLER:GATE	U016_S001	174
D0294521	BRACKET:HARNESS	U016_S001	175
D0294533	INNER COVER:DUPLEX:REAR	U016_S001	176
D0294534	INNER COVER:DUPLEX	U016_S001	177
D0294554	BRACKET:GUIDE PLATE:TRANSFE R UNIT	U016_S001_S001	178
D0294555	SHEET:TRANSPORT SUB-UNIT:FE ED PAPER AGAIN	U016_S001_S001	179
D0294590	HOOK:STOPPER:DUPLEX UNIT:AS S'Y	U016_S001	180
D0295160	(NA/TWN):PCB:RLB	U018	63
D0295162	(EU/CHN/AA):PCB:RLB	U018	64
D0295789	HDD:ST:500GB:PHARAOH_OASIS	U019	26
D0295805	RACK:INNER BACK:AUXILIARY:MI DDLE	U018	65
D0295806	BRACKET:IOB	U018	66
D0295814	RACK:APPLICATION:FRONT:ASS'Y	U018	68
D0295816	RACK:APPLICATION:FRONT:RIGH T	U018	67
D0295835	BRACKET:PCB:FFB	U018	69
D0295861	GASKET:65TFV5-0.5:L90	U018	70
D0295863	GASKET:65TSV5-2:L23	U018	71
D0295879	BRACKET:CONTROL BOARD:PEE N	U019	10
D0295882	BRACKET:HDD	U019	11
D0295887	GASKET:65TSV5-1:L150	U019	12
D0295888	GASKET:65TSV5-1:L100	U019	13
D0295889	GASKET:65TSV10-5:L65	U019	14
D0296145	RAIL:LEFT:C2	U020	89
D0296146	RAIL:RIGHT:C2	U020	90
D0296285	TERMINAL:TRANSFER ROLLER	U016_S001_S001	181
D0296287	PLATE:GROUND WIRE	U016_S001_S001	182
D0296288	CASE:TRANSFER ROLLER	U016_S001_S001	216
D0296293	DRUM STAY:REAR	U016_S001_S001	184
D0296305	LEVER:RELEASE	U016_S001_S001	185
D0296307	COMPRESSION SPRING:GUIDE PL	U016_S001_S001	186

Exclusive Parts

Number	Part Name	Group	ID
	ATE:EXIT:3.5N		
D0296316	STOPPER:HOLDER:SEPARATION:UPPER	U016	187
D0296318	GUIDE:POSITIONING:FRONT	U020	91
D0296319	GUIDE:POSITIONING:REAR	U020	92
D0296320	BRACKET:LEVER:MIDDLE	U016_S001_S001	188
D0296321	ANCHOR:SPRING	U016_S001_S001	189
D0296322	SHAFT:LEVER:FRONT	U016_S001_S001	190
D0296323	SHAFT:LEVER:REAR	U016_S001_S001	191
D0296331	GROUND WIRE:POWER PACK	U016_S001_S001	192
D0296335	SHEET:CASE:LOWER	U016_S001_S001	193
D0296502	BRACKET:USED TONER SENSOR:C2	U013	24
D0861241	INNER COVER:UPPER:LEFT	U001	69
D0861411	(NA):OPERATION PANEL:D086/D087:ASS'Y	U002_S001	45
D0861412	(EU):OPERATION PANEL:D086/D087:ASS'Y	U002_S002	46
D0861413	(AA):OPERATION PANEL:D086/D087:ASS'Y	U002_S003	47
D0861415	(TWN):OPERATION PANEL:ASS'Y	U002_S004	48
D0861416	(CHN):OPERATION PANEL:D086/D088:ASS'Y	U002_S005	49
D0861481	(NA):PCB:D086/D087:LCDC	U002_S001	50
D0861482	(EU):PCB:D086/D087:LCDC:ASS'Y	U002_S002	51
D0861483	(TWN/AA):PCB:D086/D087:LCDC:ASS'Y	U002_S003	52
		U002_S004	52
D0861486	(CHN):PCB:D086/D087:LCDC:ASS'Y	U002_S005	53
D0861502	BRACKET:LCDC:D088/D089:ASS'Y	U002_S001	54
		U002_S002	54
		U002_S003	54
		U002_S004	54
		U002_S005	54
D0866800	(TWN):(C3001):SHEET:MODEL NAME PLATE:RIC:DOM	U001	70
D0866801	(NA/CHN/EU/AA):(C3001):SHEET:MODEL NAME PLATE:D086:RIC:EXP	U001	71

Number	Part Name	Group	ID
D0866802	(NA):(C3001):SHEET:MODEL NAME PLATE:D086:SVN	U001	72
D0866803	(AA):(C3001):SHEET:MODEL NAME PLATE:D086:GES	U001	73
D0866804	(NA):(C3001):SHEET:MODEL NAME PLATE:D086:LAN	U001	74
D0866805	(EU):(C3001):SHEET:MODEL NAME PLATE:D086:NSA	U001	75
D0866806	(EU):(C3001):SHEET:MODEL NAME PLATE:D086:REX	U001	76
D0866807	(EU):(C3001):SHEET:MODEL NAME PLATE:D086:GES	U001	77
D0866808	(EU):(C3001):SHEET:MODEL NAME PLATE:D086:INF	U001	78
D0866809	(AA):(C3001):SHEET:MODEL NAME PLATE:D086:LAN	U001	79
D0869590	NV-RAN	U019	15
D0871110	DRIVE UNIT:ENGINE:D086/D087	U017_S001	74
D0871284	COVER:LEFT:MIDDLE:D086/D087	U001	80
D0871354	BRACKET:FAN:IH:D086/D087	U020	93
D0871703	LENS:HOLDER:ASS'Y	U003	65
D0871840	XENON LAMP:ASS'Y	U003	66
D0871842	STABILIZER	U003	67
D0871851	LASER OPTICS HOUSING UNIT	U004_S001	4
D0874026	(NA):FUSING UNIT:MAINTENANCE:ASS'Y	U014_S001	47
D0874037	(EU/CHN/AA):FUSING UNIT:MAINTENANCE:ASS'Y	U014_S003	48
		U014_S004	48
		U014_S005	48
D0874041	(C3501-TWN):FUSING UNIT:MAINTENANCE:ASS'Y	U014_S002	49
D0874042	(C3001-TWN):FUSING UNIT:TWN:MAINTENANCE:ASS'Y	U014_S006	76
D0874100	FUSING COVER:LOWER	U014_S001	50
		U014_S002	50
		U014_S003	50
		U014_S004	50
		U014_S005	50

Exclusive Parts

Number	Part Name	Group	ID
		U014_S006	50
D0874101	FUSING COVER:FRONT	U014_S001	51
		U014_S002	51
		U014_S003	51
		U014_S004	51
		U014_S005	51
		U014_S006	51
D0874102	FUSING COVER:REAR	U014_S001	52
		U014_S002	52
		U014_S003	52
		U014_S004	52
		U014_S005	52
D0874108	HOUSING:THERMOSTAT:PRESSURE	U014_S001	53
		U014_S002	53
		U014_S003	53
		U014_S004	53
		U014_S005	53
		U014_S006	53
D0874109	BRACKET:THERMISTOR:HOT ROLLER	U014_S001	54
		U014_S002	54
		U014_S003	54
		U014_S004	54
		U014_S005	54
D0874110	BRACKET:THERMISTOR:PRESSURE ROLLER	U014_S001	55
		U014_S002	55
		U014_S003	55
		U014_S004	55
		U014_S005	55
		U014_S006	55
D0874115	LEVER:PRESSURE RELEASE:FRONT	U014_S001	56
		U014_S002	56
		U014_S003	56
		U014_S004	56
		U014_S005	56
		U014_S006	56
D0874122	LEVER:PRESSURE RELEASE:REAR	U014_S001	57

Number	Part Name	Group	ID
	R	U014_S002	57
		U014_S003	57
		U014_S004	57
		U014_S005	57
		U014_S006	57
D0874132	FUSING ENTRANCE GUIDE PLATE	U014_S001	58
		U014_S002	58
		U014_S003	58
		U014_S004	58
		U014_S005	58
D0874134	GUIDE PLATE:FUSING EXIT:LEFT	U014_S001	59
		U014_S002	59
		U014_S003	59
		U014_S004	59
		U014_S005	59
D0874137	STRIPPER PLATE:HOT ROLLER:ASSY	U014_S001	60
		U014_S002	60
		U014_S003	60
		U014_S004	60
		U014_S005	60
		U014_S006	60
D0874141	HEATER HOLDER:FRONT	U014_S001	61
		U014_S002	61
		U014_S003	61
		U014_S004	61
		U014_S005	61
D0874142	HEATER HOLDER:REAR	U014_S001	62
		U014_S002	62
		U014_S003	62
		U014_S004	62
		U014_S005	62
D0874155	POSITIONING PLATE:IH_UNIT	U014_S001	63
		U014_S002	63
		U014_S003	63

Exclusive Parts

Number	Part Name	Group	ID
		U014_S004	63
		U014_S005	63
		U014_S006	63
D0874181	GUIDE PLATE:FUSING EXIT:RIGHT:ASS'Y	U014_S001_S001	64
		U014_S002_S001	64
		U014_S003_S001	64
		U014_S004_S001	64
		U014_S005_S001	64
		U014_S006_S001	64
D0874251	GUIDE PLATE:FUSING EXIT:RIGHT	U014_S001_S001	65
		U014_S002_S001	65
		U014_S003_S001	65
		U014_S004_S001	65
		U014_S005_S001	65
		U014_S006_S001	65
D0874252	GUIDE:FUSING EXIT:PFA	U014_S001	66
		U014_S002	66
		U014_S003	66
		U014_S004	66
		U014_S005	66
		U014_S006	66
D0874288	HOUSING:TEMPERATURE SENSOR:NC-F10	U014_S001	68
		U014_S002	68
		U014_S003	68
		U014_S004	68
		U014_S005	68
		U014_S006	68
D0874325	(NA/TWN):COIL:IH:DOM/NA:SUB-ASS'Y	U018	72
D0874326	(EU/CHN/AA):COIL:IH:SUB-ASS'Y	U018	73
D0874328	SIDE PLATE:COIL:REAR	U018	74
D0874330	SIDE PLATE:COIL:FRONT	U018	75
D0874335	BRACKET:PRESSURE:COIL:FRONT	U018	76
D0874338	SEAL:DUCT:IH:REAR	U018	77
D0874342	BRACKET:THERMOPILE	U018	78
D0874343	BRACKET:PRESSURE:REAR	U018	79
D0874407	PAPER EXIT UNIT:MACHINE OR C	U015_S001	22

Number	Part Name	Group	ID
	OPIER:ASS'Y		
D0874457	ROLLER:DECURA:SPONGE:18.1	U015_S001	23
D0874531	DUPLEX UNIT:ASS'Y	U016_S001	219
D0874551	GUIDE PLATE:TRANSFER UNIT:ASS'Y	U016_S001_S001	195
D0875118	PCB:BICU:B086/B087	U018	96
D0876202	TRANSFER/SEPARATION UNIT:ASS'Y	U016_S001_S001	196
D0876801	(C3501):SHEET:MODEL NAME PLATE:RIC:EXP	U001	81
D0876802	(NA):(C3501):SHEET:MODEL NAME PLATE:SVN	U001	82
D0876803	(AA):(C3501):SHEET:MODEL NAME PLATE:D087:GES	U001	83
D0876804	(NA):(C3501):SHEET:MODEL NAME PLATE:LAN	U001	84
D0876805	(EU):(C3501):SHEET:MODEL NAME PLATE:D087:NSA	U001	85
D0876806	(EU):(C3501):SHEET:MODEL NAME PLATE:D087:REX	U001	86
D0876807	(EU):(C3501):SHEET:MODEL NAME PLATE:D087:GES	U001	87
D0876808	(EU):(C3501):SHEET:MODEL NAME PLATE:D087:INF	U001	88
D0876809	(AA):(C3501):SHEET:MODEL NAME PLATE:D087:LAN	U001	89
D0887603	(NA):MANUAL:ABOUT_MACHINE	U021	12
D0887605	(AA):MANUAL:ABOUT_MACHINE	U021	13
D0887653	(NA):MANUAL:TROUBLESHOOT	U021	14
D0887655	(AA):MANUAL:TROUBLESHOOT	U021	15
D0891030	DRUM STAY:PCU:ASS'Y	U020_S001	94
D0891097	BRACKET:FAN:POWER SOURCE:INH	U020	95
D0891145	BRACKET:SENSOR COVER	U017_S001	75
D0891199	DRIVE UNIT:ON-OFF:TRANSFER	U017	76
D0891273	COVER:RIGHT:UPPER MIDDLE	U001	90
D0891281	COVER:LEFT	U001	91
D0891283	COVER:LEFT:INTERFACE	U001	92

Exclusive Parts

Number	Part Name	Group	ID
D0891370	BRACKET:FAN:IMAGE FORMING SECTION	U020	96
D0891379	GUIDE PLATE:SUPPLY	U020	97
D0891380	SEAL:GUIDE PLATE:SUPPLY	U020	98
D0891385	DUCT:SUPPLY:TUBE	U020	99
D0891386	DUCT:EXIT	U020	100
D0891387	SHIELDING PLATE:IMAGE FORMING MD:LEFT	U020	101
D0891388	SEAL:SEPARATION PLATE:OPTICAL WRITING UNIT:LEFT INNER REAR	U020	102
D0891389	SEAL:COVER:LEFT:MIDDLE	U001	93
D0891390	SEAL:SIDE PLATE:FRONT:LEFT	U020	103
D0891498	LCD:TFT:WVGA:MV	U002_S001	55
		U002_S002	55
		U002_S003	55
		U002_S004	55
		U002_S005	55
D0892210	PCU:K:ASS'Y	U010_S001	6
D0892221	PCU:M:ASS'Y	U010_S002	20
D0892222	PCU:C:ASS'Y	U010_S003	21
D0892223	PCU:Y:ASS'Y	U010_S004	22
D0892250	DRUM - K	U010_S001	7
D0892251	DRUM - CMY	U010_S002	8
		U010_S003	8
		U010_S004	8
D0892560	BRACKET:CLEANER	U008	21
D0892745	STEPPER MOTOR:DUPLEX:DC:1.44W	U017	77
D0892750	PAPER FEED UNIT	U007_S001	41
		U007_S002	41
D0892761	ARM:PICKUP	U007_S001	42
		U007_S002	42
D0892764	GEAR:FEED	U007_S001	43
		U007_S002	43
D0892767	FEELER:PAPER END	U007_S001	44
		U007_S002	44
D0892819	GEAR:SEPARATOR:INPUT	U007_S001	45

Number	Part Name	Group	ID
		U007_S002	45
D0892829	GUIDE:FEED	U007_S001	46
		U007_S002	46
D0892830	PAPER FEED BELT:PICKUP:ASS'Y	U007_S001	47
		U007_S002	47
D0892850	PAPER TRAY:NO.1:ASS'Y	U005_S001	36
D0892900	PAPER TRAY:NO.2:ASS'Y	U006_S001	36
D0892940	TRAY BOTTOM PLATE:ASS'Y	U005_S001_S003	37
		U006_S001_S003	37
D0893020	DEVELOPMENT UNIT - M	U010_S002	10
D0893030	DEVELOPMENT UNIT - C	U010_S003	11
D0893040	DEVELOPMENT UNIT - Y	U010_S004	12
D0893070	DEVELOPMENT UNIT:BK:ASS'Y	U010_S001	23
D0893205	NOZZLE:COLOR:ASS'Y	U009_S001	30
		U009_S002	30
		U009_S003	30
D0893286	NOZZLE:BK:ASS'Y	U009_S004	31
D0893304	BASE:TONER SUPPLY UNIT:ASS'Y	U020	104
D0893407	MAGNETIC CLUTCH:TONER BOTTLE:BK:ASS'Y	U009_S005	32
D0893408	MAGNETIC CLUTCH:TONER BOTTLE:YCM:ASS'Y	U009_S005	33
D0893424	SHAFT:DRIVE:DRIVE UNIT:BK	U009_S005	34
D0893426	SHAFT:DRIVE:DRIVE UNIT:YCM	U009_S005	35
D0893470	GROUND PLATE:RFID	U009	36
D0893495	DRIVE UNIT:TONER SUPPLY	U009_S005	37
D0894104	CAM:ON-OFF:PRESSURE ROLLER:S2	U014_S001	69
		U014_S002	69
		U014_S003	69
		U014_S004	69
		U014_S005	69
		U014_S006	69
D0894140	ENCODER:ON-OFF:PRESSURE ROLLER	U014_S001	70
		U014_S002	70
		U014_S003	70
		U014_S004	70
		U014_S005	70
		U014_S006	70

Exclusive Parts

Number	Part Name	Group	ID
D0894225	SHAFT:ON-OFF:PRESSURE ROLLER	U014_S001	71
		U014_S002	71
		U014_S003	71
		U014_S004	71
		U014_S005	71
		U014_S006	71
D0894322	HOUSING:RELAY:UPPER	U018	81
D0894323	HOUSING:RELAY:LOWER	U018	82
D0894351	PLATE:DC STEPPER MOTOR	U017	78
D0894353	STOPPER	U017	79
D0894356	STEPPER MOTOR:DC:3.36W	U017	80
D0894360	GEAR:SLOW DOWN:WORM GEAR	U017	81
D0894365	HOLDER:THERMISTOR:LENS	U018	83
D0894366	COVER:THERMISTOR:LENS	U018	84
D0894391	GEAR:ON-OFF:PRESSURE ROLLER	U014_S001	72
		U014_S002	72
		U014_S003	72
		U014_S004	72
		U014_S005	72
		U014_S006	72
D0894421	GUIDE PLATE:UPPER LEFT	U015_S001	24
D0894427	GUIDE PLATE:UPPER RIGHT	U015_S001	25
D0894434	EXIT ROLLER:DRIVEN	U015_S001	26
D0894435	COIL SPRING:EXIT ROLLER	U015_S001	27
D0894436	GUIDE:GUIDE PLATE:EXIT:LOWER	U015_S001	28
D0894437	SPRING PLATE:EXIT ROLLER:OUTER	U015_S001	29
D0894438	EXIT ROLLER:DRIVEN:INNER	U015_S001	30
D0894439	GUIDE PLATE:EXIT:LOWER	U015_S001	31
D0894445	GATE PAWL:ENTRANCE:ASS'Y	U015_S001	32
D0894451	ROLLER:DECURA:ASS'Y	U015_S001	33
D0894455	TRANSPORT ROLLER:GATE	U015_S001	34
D0894456	EXIT ROLLER	U015_S001	35
D0894461	GEAR:PULLEY:INPUT:27Z	U015_S001	36
D0894462	GEAR:PULLEY:DECURA:Z27/16T	U015_S001	37
D0894463	GEAR:PULLEY:IDLER:Z21/14T	U015_S001	38
D0894464	TIMING PULLEY:18T	U015_S001	39
D0894465	SYNCHRONOUS BELT:S2M:136	U015_S001	40

Number	Part Name	Group	ID
D0894466	SYNCHRONOUS BELT:S2M:104	U015_S001	41
D0894467	SPRING:DECURA	U015_S001	42
D0894468	PLAIN SHAFT BEARING:DECURA:DRIVEN	U015_S001	43
D0894482	GUIDE:GUIDE PLATE:OPEN AND CLOSE	U016_S001	197
D0894483	DRIVEN ROLLER:PAPER EXIT UNIT:VERTICAL TRANSPORT	U016_S001	198
D0894484	GRIP:GATE PAWL:UPPER	U016_S001	199
D0894485	DECAL:H-TEMP WARNING:GUIDE PLATE:OPEN AND CLOSE	U016_S001_S001	200
D0894580	PAPER EXIT UNIT:OPEN AND CLOSE:ASS'Y	U016_S001	201
D0894623	SHAFT:HOLDER:REAR:ASS'Y	U016_S001_S001_S001	202
D0894624	DRUM STAY:FRONT:ASS'Y	U016_S001_S001_S002	203
D0894664	GUIDE PLATE:TRANSFER UNIT:HOLDER	U016_S001_S001	217
D0894665	SHAFT:HOLDER:REAR	U016_S001_S001_S001	205
D0894666	DRUM STAY:FRONT	U016_S001_S001_S002	206
D0895123	PCB:IOB	U018	85
D0895165	PCB:FFB	U018	86
D0895170	(NA/TWN):INVERTOR:IH:DOM/NA	U018	87
D0895172	(EU/CHN/AA):INVERTOR:IH	U018	88
D0895177	PCB:RFID	U009	38
D0895795	SD-CARD:Z-V4:EXP:ASS'Y	U019	16
D0895796	SD-CARD:VM/CALYPSO:ASS'Y	U021	16
D0895809	SHADEING PLATE:RACK:MIDDLE	U018	89
D0895824	COVER:SD-CARD:D086/D087	U019	17
D0895825	RACK:INNER BACK:AUXILIARY:LEFT:ASS'Y	U019	18
D0895827	BRACKET:MAIN SWITCH	U018	90
D0895830	BRACKET:PSU:ASS'Y	U018	91
D0895861	DENSITY SENSOR:ASS'Y	U018_S001	92
D0895887	PANEL:INTERFACE	U019	19

Exclusive Parts

Number	Part Name	Group	ID
D0896011	ITB UNIT	U011_S001	6
D0896022	CLEANING UNIT:INTERMEDIATE TRANSFER:ASS'Y	U012	1
D0896310	SPRING:TRANSFER	U016_S001_S001	207
D0896395	DENSITY SENSOR	U018_S001	93
D0896481	PIPE:REAR:ASS'Y	U013	25
D0896509	WASTE TONER BOTTLE	U013	26
D0896540	PIPE:FRONT:ASS'Y	U013	27
D0899640	DEVELOPER- K	U010	13
D0899660	DEVELOPER - C	U010	14
D0899670	DEVELOPER - M	U010	15
D0899680	DEVELOPER - Y	U010	16
D1051795	EXPOSURE GLASS	U003	79
D1294489	TENSION SPRING:GUIDE PLATE:RIGHT	U016_S001	173
D1421805	SHAFT:SCALE	U003	68
D1425138	PCB:SIO:D111/D142	U003	69
D1441052	STOPPER:FUSING UNIT:FRONT	U020	105
D1442896	STEPPED SCREW:PAPER FEED	U005_S001	38
D1444484	SHOULDER SCREW - M3	U015_S001	44
D1446091	TRANSFER BELT:N:C3:ASS'Y	U011_S001	5
D1912725	CUSHION:SEPARATE	U020	108
D3767901	(NA/EU):SEAL:CAUTION:18LANGUAGES	U021	17
D3767905	(NA/EU):SHEETLA:18LANGUAGES	U021	18
D5465710	CONTROLLER BOARD - D086:(for D086)	U019_S001	20
D5505710	CONTROLLER BOARD - D087:(for D087)	U019	21
G0201332	HINGE - FRONT COVER	U001	94
G0219350	LOOP-BACK CONNECTOR - PARALLEL	Special Tools	11
G0602652	BUSHING - M4	U016_S001	208
G0602932	PICK-UP ARM - MANUAL FEED	U016_S001	209
G0604435	BUSHING - M4	U016_S001	210
G0652767	LEVER - FEED	U007_S001	48
		U007_S002	48
G0652774	PRESSURE LEVER	U007_S001	49

Number	Part Name	Group	ID
		U007_S002	49
G0652775	LINK LEVER	U007_S001	50
		U007_S002	50
G0652776	RELEASE LEVER	U007_S001	51
		U007_S002	51
G0802900	TORQUE LIMITER	U016_S001	211
G1331295	OZONE FILTER	U001	95
G1335793	RAIL:RIGHT	U019_S001	22
G1335794	RAIL:LEFT	U019_S001	23
G1336537	MAGNET CATCH	U001	96
G1786062	PCB:PC4200:RAWCARD-C:512MB	U019	24
G1786072	PCB:PC4200:RAWCARD-A:1GB	U019	25
G1896199	SPRING:LEVER:RIGHT:INTERMEDIATE TRANSFER	U011_S001	7
G4042810	SPRING PLATE - 2ND MIRROR	U003_S001	70
G5701133	TIMING PULLEY 73	U003	71
G5701225	SENSOR SHIELDING PLATE	U003	72
G5702730	SLIDER - SCANNER	U003_S002	73
G5702832	GUIDE - HIGH VOLTAGE SUPPLY CORD	U003_S001	74
G5702833	PULLEY HOLDER	U003_S001	75
G5702834	PULLEY - HIGH VOLTAGE SUPPLY CORD	U003	76
GA001073	DECAL:KNOB:Z	U016_S001	212
GA003030	DECAL - SHIELDING PLATE Y	U001	97
		U010_S004	17
GA003031	DECAL - SHIELDING PLATE M	U001	98
		U010_S002	18
GA003032	DECAL - SHIELDING PLATE C	U001	99
		U010_S003	19
GA003033	DECAL - SHIELDING PLATE K	U001	100
GA003167	(NA/AA):DECAL:CAUTION:INKJET	U001	101
GA003176	DECAL:SDK	U001	102
GX640031	FAN MOTOR:DC:2.64W	U020	106
GZ000004	(CHN):POWER SUPPLY CORD	U021	19
H3103640	SPACER	U017	82
H5115007	(NA/TWN):STAMP	U021	20
M0261190	DC STEPPER MOTOR:REGIST:1.3	U017	83

Exclusive Parts

Number	Part Name	Group	ID
	4W		
M0261815	CLAMP:MIRROR:NO.1	U003_S002	77
M1255830	BRACKET:HANDLE:MAIN SWITCH: PEEN	U018	94
R7241521	(TWN/CHN/EU):KEYTOP:10KEY:SE RVICE	U002_S002	56
		U002_S004	56
		U002_S005	56
R7241540	(NA):KEYTOP:10KEY:SERVICE	U002_S001	57
R7241541	(AA):KEYTOP:10KEY:SERVICE	U002_S003	58
VSSM9000	DIGITAL MULTIMETER - FLUKE87	Special Tools	12

Standard Parts



03125040N
SCREW - M2.5X4




03530050N
SCREW-M3X5



03530060N
BIND SCREW - M3X6



03530080N
SCREW:M3X8



03530100N
SCREW-M3X10



03530250N
SCREW:M3X25




03603006N
SCREW - M3X6



03603016N
SCREW - M3X16



03603020N
SCREW:M3X20



03604010N
SCREW:M4X10



04340100N
TAPPING SCREW - 4X10



04503008N
TAPPING SCREW - M3X8



04503010N
TAPPING SCREW - M3X10



04503012N
TAPPING SCREW:3X12



04504008N
TAPPING SCREW - M4X8



04513006N
TAPPING SCREW - 3X6



04513008N
TAPPING SCREW - M3X8



04513012N
TAPPING SCREW:3X12



04513030N
TAPPING SCREW:3X30



04514006N
TAPPING SCREW - 4X6



04514008N
TAPPING SCREW:4X8



04533006N
TAPPING SCREW - M3X6



04533008N
BINDING SELF TAPPING SCREW:3X8



04543005Q
TAPPING SCREW::3X5



04543006Q
TAPPING SCREW - M3X6



04543008Q
TAPPING SCREW:3X8



04543020Q
TAPPING SCREW::3X20



04563008N
TAPPING SCREW - M3X8

Standard Parts



04563010N
TAPPING SCREW - M3X10



04573008N
TAPPING SCREW - M3X8



07200030E
RETAINING RING - M3



07200040E
RETAINING RING - M4



07200060E
RETAINING RING - M6



07200080E
RETAINING RING - M8




07250120E
RETAINING RING C - M12




07250170E
RETAINING RING C - M17



07270080E
RETAINING RING - M8



07423808
BALL BEARING - 8X16X5



08010231
HEXAGONAL HEAD BOLT W/
WASHER:M3X6



08025299
TAPPING SCREW - M3X8



08025308
TAPPING SCRER:FAN



08025317
BINDING HEAD TAPPING SC
REW:ES:3X8



08046123
HEXAGONAL BOLT:W/WASH
ER:M3X8



08050088
RETAINING RING - M6



08050089
RETAINING RING - M4



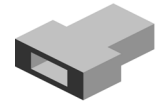
08050092
RETAINING RING - 3M



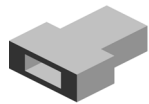
09543006N
SCREW - M3X6



09543010N
SCREW:POLISHED ROUND/
SPRING:M3X10



11026245
RELAY CONNECTOR - 2P



11026259
CONNECTOR - 2P



11028534
CONNECTOR - QR/P17-14S-
B



11029782
CONNECTOR:51405-1819




11050032
CLAMP



11050487
HARNESS CLAMP



11050488
HARNESS CLAMP



11050489
HARNESS CLAMP - LWS 131
6


Standard Parts



11050490
HARNESS CLAMP - IWS-2218



11050508
HARNESS CLAMP - LWS-071
1



11050511
HARNESS CLAMP - LWS-030
6ZC



11050516
CLAMP




11050534
CLAMP



11050551
CLAMP:LES-0505



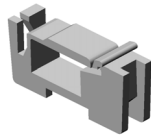
11050621
CLAMP - SB-2712



11050641
CLAMP



11050683
CLAMP:LWSR-0511S



11050723
CLAMPS:WES-0507



11500377
(EU/AA):POWER SUPPLY CO
DE:250V:10A



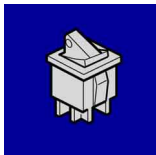
11500409
(TWN):POWER SUPPLY COD
E:125V:15A



11500438
(NA):POWER SUPPLY CODE:
AC125V:15A



12042709
SWITCH - V-5F930DN




12042877
SWITCH:RS51-AJAH



14077667
EEPROM:BR24T128-W



16071859
FERRITE CORE:E04SR24133
6A



16072053
FERRITE CORE:E04FG21081
0

PM Part List

Number	Part Name	Num	Group	ID
AE010088	HEATING ROLLER	6	U014_S001	25
			U014_S002	25
			U014_S003	25
			U014_S004	25
			U014_S005	25
			U014_S006	25
AE030072	BALL BEARING - DIA12X21X 5	12	U014_S001	27
			U014_S002	27
			U014_S003	27
			U014_S004	27
			U014_S005	27
			U014_S006	27
AE030081	BALL BEARING - DIA17X30X 7	12	U014_S001	28
			U014_S002	28
			U014_S003	28
			U014_S004	28
			U014_S005	28
			U014_S006	28
B2231276	FILTER:RIGHT REAR	1	U001	20
D0291278	OZONE FILTER:NO.2	2	U001	67
D0294169	FUSING CLEANING FELT	6	U014_S001	45
			U014_S002	45
			U014_S003	45
			U014_S004	45
			U014_S005	45
			U014_S006	45
D0892250	DRUM - K	1	U010_S001	7
D0892251	DRUM - CMY	3	U010_S002	8
			U010_S003	8
			U010_S004	8
D0896011	ITB UNIT	1	U011_S001	6
D0896509	WASTE TONER BOTTLE	1	U013	26
D0899640	DEVELOPER- K	1	U010	13
D0899660	DEVELOPER - C	1	U010	14
D0899670	DEVELOPER - M	1	U010	15
D0899680	DEVELOPER - Y	1	U010	16
G1331295	OZONE FILTER	1	U001	95

Design Change List

Number	Title	Set	Old Part		New Part		Index No.		Q'ty	Interchg		Reason	Cut-in S/N
			P/N	Name	P/N	Name	Group	ID		Indiv.	Set		
201908-01	1908 Modification	-	D0301291	(NA/CHN/AA):COVER:REAR:DOM	B2221291	COVER:REAR	U001	12	3	O/O			
201904-01	1904 Modification	-	AA161163	CUSHION	D1912725	CUSHION:SEPARATE	U020	108	2	O/O			
201804-01	1804 Modification	-	D0893010	DEVELOPMENT UNIT - K	D0893070	DEVELOPMENT UNIT:BK:ASS'Y	U010_S001	23	1	O/O			
201708-01	1708 Modification	-	D0295796	HDD:ST:500GB:PHARAOH	D0295789	HDD:ST:500GB:PHARAOH_OASIS	U019	26	1	O/O			
201707-01	1707 Modification	-	AA063999	SPRING:LEVER:RIGHT:INTERMEDIATE TRANSFER	G1896199	SPRING:LEVER:RIGHT:INTERMEDIATE TRANSFER	U011_S001	7	1	X/O			
201704-01	1704 Modification	-	D0874529	DUPLEX UNIT:EXP:ASS'Y	D0874531	DUPLEX UNIT:ASS'Y	U016_S001	219	1	X/O			
201609-01	1609 Modification	-	D0294488	TENSION SPRING:GUIDE PLATE:RIGHT	D1294489	TENSION SPRING:GUIDE PLATE:RIGHT	U016_S001	173	2	X/O			
201607-01	1607 Modification	-	B2232664	COVER:MANUAL FEED:ENTRANCE	B2232741	COVER:MANUAL FEED:ENTRANCE	U016_S001	76	1	O/O			
201605-01	1605 Modification	-			D0094528	STAY:SIDE PLATE:LOWER	U016_S001	218	1				
201602-01	1602 Modification	-	D0295811	RACK:APPLICATION:FRONT:RIGHT	D0295816	RACK:APPLICATION:FRONT:RIGHT	U018	67	1	X/O			
201602-02	1602 Modification	-	D0295819	RACK:APPLICATION:FRONT:ASS'Y	D0295814	RACK:APPLICATION:FRONT:ASS'Y	U018	68	1	X/O			
201507-01	1507 Modification	-	D0291213	(NA/CHN/AA):COVER:FRONT RIG	D0271213	(AA/CHN/EU/TW/N/NA):COVER:FR	U001	58	3	X/O			

Design Change List

Number	Title	Set	Old Part		New Part		Index No.		Q'ty	Interchg		Reason	Cut-in S/N
			P/N	Name	P/N	Name	Group	ID		Indiv.	Set		
		-		HT		ONT RIGHT							
201504-01	1504 Modification	-	D0892201	PCDU - M	D0892221	PCU:M:ASS'Y	U010_S002	20	1	O/O			
201504-02	1504 Modification	-	D0892202	PCDU - C	D0892222	PCU:C:ASS'Y	U010_S003	21	1	O/O			
201504-03	1504 Modification	-	D0892203	PCDU - Y	D0892223	PCU:Y:ASS'Y	U010_S004	22	1	O/O			
201410-01	1410 Modification	-	D0295371	CABLE:HDD:SAT A:RED:170	D1495250	CABLE:HDD:SAT A:180	C10(2/2)		1	O/O			
201410-02	1410 Modification	-			D0874042	(C3001-TWN):FU SING UNIT:TWN: MAINTENANCE:A SS'Y	U014_S006	76	1	O/O			
201211-04	1211 Modification	A			D0894663	GUIDE PLATE:TR ANSFER UNIT:H OLDER				X/O	X/O		
			D0894663	GUIDE PLATE:TR ANSFER UNIT:H OLDER	D0894664	GUIDE PLATE:TR ANSFER UNIT:H OLDER	U016_S001 _S001	217	1	X/X			
201211-05	1211 Modification	A			D0296286	CASE:TRANSFE R ROLLER				X/O	X/O		
			D0296286	CASE:TRANSFE R ROLLER	D0296288	CASE:TRANSFE R ROLLER	U016_S001 _S001	216	1	X/X			

